

Name _____

Math Riddle

Addition: find the missing number

Solve the subtraction problem. Use the difference to find the missing number in the addition problem.

Write each letter above an answer at the bottom of the page. Solve the riddle.

$$\begin{array}{r} 1. \quad 54 \\ - 30 \\ \hline 24 \\ \text{A} \end{array} \quad \begin{array}{r} 30 \\ + 24 \\ \hline 54 \end{array}$$

$$\begin{array}{r} 2. \quad 69 \\ - 37 \\ \hline \square \\ \text{v} \end{array} \quad \begin{array}{r} \square \\ + 37 \\ \hline 69 \end{array}$$

$$\begin{array}{r} 3. \quad 78 \\ - 65 \\ \hline \square \\ \text{o} \end{array} \quad \begin{array}{r} 65 \\ + \square \\ \hline 78 \end{array}$$

$$\begin{array}{r} 4. \quad 86 \\ - 42 \\ \hline \square \\ \text{l} \end{array} \quad \begin{array}{r} \square \\ + 42 \\ \hline 86 \end{array}$$

$$\begin{array}{r} 5. \quad 76 \\ - 22 \\ \hline \square \\ \text{g} \end{array} \quad \begin{array}{r} 22 \\ + \square \\ \hline 76 \end{array}$$

$$\begin{array}{r} 6. \quad 85 \\ - 25 \\ \hline \square \\ \text{e} \end{array} \quad \begin{array}{r} \square \\ + 25 \\ \hline 85 \end{array}$$



What has a thumb and four fingers, but is not a hand?

A _____ _____ _____ _____ _____
24 54 44 13 32 60

Answer Key 1. 24 2. 32 3. 13 4. 44 5. 54 6. 60
Answer: A glove

Name _____

Math Riddle

adding 3-digit numbers

Rewrite each addition problem to make it easier to add. Use regrouping to find the sum.
Match the letters to the answers at the bottom to solve the riddle.

1.
 $134 + 216 = ?$

+		

a

2.
 $360 + 471 = ?$

+		

t

3.
 $237 + 254 = ?$

+		

p

4.
 $481 + 333 = ?$

+		

r

5.
 $527 + 225 = ?$


+		

e

6.
 $318 + 272 = ?$

+		

c



What do you call a car on a leash?


A _____ !
590 350 814 491 752 831

Answer Key 1. 350 2. 831 3. 491 4. 814 5. 752 6. 590 Answer: A carpet!

Name _____

Math Maze
Adding 2-Digit Numbers

Find the sum. Write the answer. Then draw a line from the problem to the sum. Draw each line with a different color.



Name _____

Find the sums. Write the word that goes with each sum at the bottom of the page.
Read the riddle and its answer!

1. $\begin{array}{r} 22 \\ + 43 \\ \hline \end{array}$

65 beat,

2. $\begin{array}{r} 13 \\ + 15 \\ \hline \end{array}$

is

3. $\begin{array}{r} 82 \\ + 11 \\ \hline \end{array}$

heart

4. $\begin{array}{r} 49 \\ + 20 \\ \hline \end{array}$

music

5. $\begin{array}{r} 26 \\ + 12 \\ \hline \end{array}$

muscle

6. $\begin{array}{r} 21 \\ + 25 \\ \hline \end{array}$

that

7. $\begin{array}{r} 34 \\ + 23 \\ \hline \end{array}$

a

8. $\begin{array}{r} 35 \\ + 41 \\ \hline \end{array}$

The

9. $\begin{array}{r} 14 \\ + 12 \\ \hline \end{array}$

What

10. $\begin{array}{r} 17 \\ + 50 \\ \hline \end{array}$

like

11. $\begin{array}{r} 21 \\ + 11 \\ \hline \end{array}$

a

12. $\begin{array}{r} 27 \\ + 22 \\ \hline \end{array}$

has



Riddle:

26	28	32	38	46
49	57	beat,	67	69

Answer:

76	93
----	----

Answer Key 1. 65 2. 28 3. 93 4. 69 5. 38 6. 46 7. 57 8. 76 9. 26 10. 67 11. 32 12. 49
Riddle: What is a muscle that has a beat, like music? Answer: The heart!



Name _____

Math

Adding with Dinosaurs

Look at each group of numbers. Find the sum. Write the word above the sum at the bottom of the page. Read the secret message!

1.

$$\begin{array}{r} 52 \\ + 36 \\ \hline 88 \end{array}$$

eat

2.

$$\begin{array}{r} 87 \\ + 12 \\ \hline \end{array}$$

plants!

3.

$$\begin{array}{r} 12 \\ + 11 \\ \hline \end{array}$$

This

4.

$$\begin{array}{r} 44 \\ + 12 \\ \hline \end{array}$$

likes

5.


$$\begin{array}{r} 31 \\ + 13 \\ \hline \end{array}$$

dinosaur

6.

$$\begin{array}{r} 55 \\ + 12 \\ \hline \end{array}$$

to



23

67

44

eat

88

56

99

Answer Key: 1. 88 2. 99 3. 23 4. 56 5. 44 6. 67



© Age of Learning, Inc. All rights reserved. Do not remove or alter this legal notice.
This ABCmouse.com printable may be reproduced for home or educational, noncommercial purposes only.

ABCMouse

abcmouse.com/printables

Name _____

Math Riddle two-digit addition

Look at each addition problem. Add to find the sum. Match the letters to the sums at the bottom to solve the riddle.
Read the secret message!

1.
$$\begin{array}{r} 48 \\ + 51 \\ \hline \end{array}$$

a

2.
$$\begin{array}{r} 36 \\ + 52 \\ \hline \end{array}$$

o

3.
$$\begin{array}{r} 38 \\ + 25 \\ \hline \end{array}$$

r

4.
$$\begin{array}{r} 15 \\ + 71 \\ \hline \end{array}$$

c

5.
$$\begin{array}{r} 78 \\ + 14 \\ \hline \end{array}$$


A

6.
$$\begin{array}{r} 56 \\ + 38 \\ \hline \end{array}$$

r

7.
$$\begin{array}{r} 26 \\ + 38 \\ \hline \end{array}$$

t



What is orange and sounds like a parrot?

_____ !
92 86 99 94 63 88 64

Answer Key
1. 99 2. 88 3. 63 4. 86 5. 92 6. 94 7. 64
Answer: A carrot!



© Age of Learning, Inc. All rights reserved. Do not remove or alter this legal notice.
This ABCmouse.com printable may be reproduced for home or educational, noncommercial purposes only.

ABCMouse

abcmouse.com/printables

Name _____

Math

Adding with Prairie Dogs

Look at each set of numbers. Find the sum. Write the word above the sum at the bottom of the page. Read the secret message!

1.
$$\begin{array}{r} 64 \\ + 22 \\ \hline \end{array}$$

86 the

2.
$$\begin{array}{r} 33 \\ + 42 \\ \hline \end{array}$$

on

3.
$$\begin{array}{r} 61 \\ + 38 \\ \hline \end{array}$$

prairie

4.
$$\begin{array}{r} 25 \\ + 21 \\ \hline \end{array}$$

like

5.
$$\begin{array}{r} 50 \\ + 15 \\ \hline \end{array}$$

dig

6.
$$\begin{array}{r} 22 \\ + 36 \\ \hline \end{array}$$

to

7.
$$\begin{array}{r} 12 \\ + 13 \\ \hline \end{array}$$

These

8.
$$\begin{array}{r} 23 \\ + 14 \\ \hline \end{array}$$

animals

9.
$$\begin{array}{r} 32 \\ + 42 \\ \hline \end{array}$$

burrows



Secret Message: These animals like to dig burrows on the prairie.

Answer Key
1. 86 2. 75 3. 99 4. 46 5. 65 6. 58 7. 25 8. 37 9. 74

25

37

46

58

65

74

75

the
86

69

Name _____

Math Riddle

adding three-digit numbers

Look at each set of numbers. Add to find the sum. Write each word above an answer at the bottom of the page to solve the riddle.

1.
$$\begin{array}{r} 421 \\ + 141 \\ \hline \end{array}$$

standing

2.
$$\begin{array}{r} 326 \\ + 123 \\ \hline \end{array}$$

was

3.
$$\begin{array}{r} 801 \\ + 177 \\ \hline \end{array}$$

deck

4.
$$\begin{array}{r} 347 \\ + 211 \\ \hline \end{array}$$

Because

5.
$$\begin{array}{r} 623 \\ + 176 \\ \hline \end{array}$$


the

6.
$$\begin{array}{r} 301 \\ + 127 \\ \hline \end{array}$$

on

7.
$$\begin{array}{r} 604 \\ + 234 \\ \hline \end{array}$$

he



Why couldn't the pirate play cards?

558

838

449

562

428

799

978

!

Answer Key 1. 562 2. 449 3. 978 4. 558 5. 799 6. 428 7. 838 Answer: Because he was standing on the deck!

© Age of Learning, Inc. All rights reserved. Do not remove or alter this legal notice.

This ABCmouse.com printable may be reproduced for home or educational, noncommercial purposes only.



abcmouse.com/printables

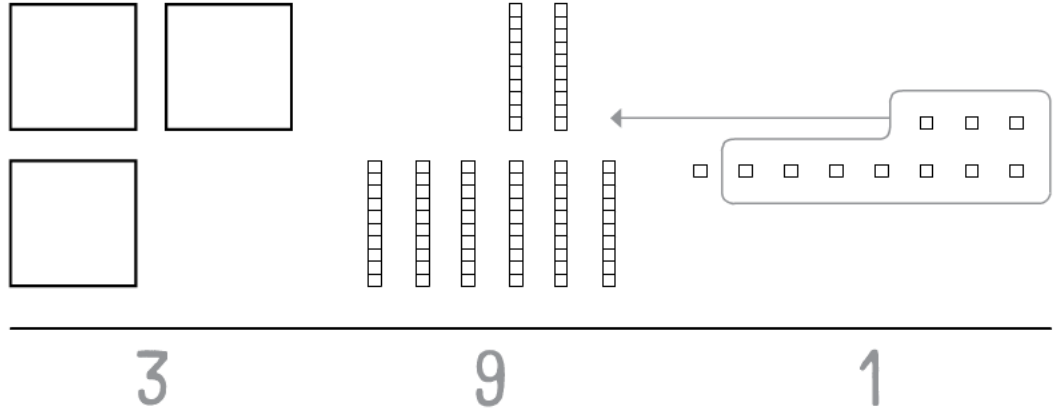
Name _____

Math Draw and Solve

Addition with Regrouping: three-digit numbers

Find each sum. Draw pictures that show how to do that.

$$\begin{array}{r} 223 \\ + 168 \\ \hline 391 \end{array}$$



$$\begin{array}{r} 421 \\ + 193 \\ \hline \end{array}$$

$$\begin{array}{r} 405 \\ + 329 \\ \hline \end{array}$$

Answer Key 1. 391 2. 614 3. 734

Name _____

Math Puzzle

adding 10s


Add the numbers. Write the sum in the puzzle.

Across

1. $22 + 20 =$ 42
2. $54 + 30 =$ _____
3. $19 + 20 =$ _____
6. $36 + 20 =$ _____
7. $15 + 10 =$ _____
8. $60 + 17 =$ _____
10. $46 + 50 =$ _____
11. $28 + 40 =$ _____

Down

1. $11 + 30 =$ _____
2. $29 + 60 =$ _____
4. $56 + 20 =$ _____
5. $25 + 30 =$ _____
6. $18 + 40 =$ _____
7. $13 + 10 =$ _____
8. $36 + 40 =$ _____
9. $28 + 70 =$ _____

1. 4	2 2		2.		
		3.			4.
	5.			6.	
7.					
		8.			9.
	10.			11.	


Answer Key Across: 1. 42 2. 84 3. 39 4. 56 5. 55 6. 58 7. 23 8. 76 9. 98 Down: 1. 41 2. 89 3. 76 4. 76 5. 55 6. 58 7. 23 8. 76 9. 98

Name _____

Math

Adding with Boats

Count the blocks in each boat. Add the numbers and write the sum. Then color the picture.



_____ + _____ = _____

Answer Key 26 + 32 = 58

© Age of Learning, Inc. All rights reserved. Do not remove or alter this legal notice.

This ABCmouse.com printable may be reproduced for home or educational, noncommercial purposes only.

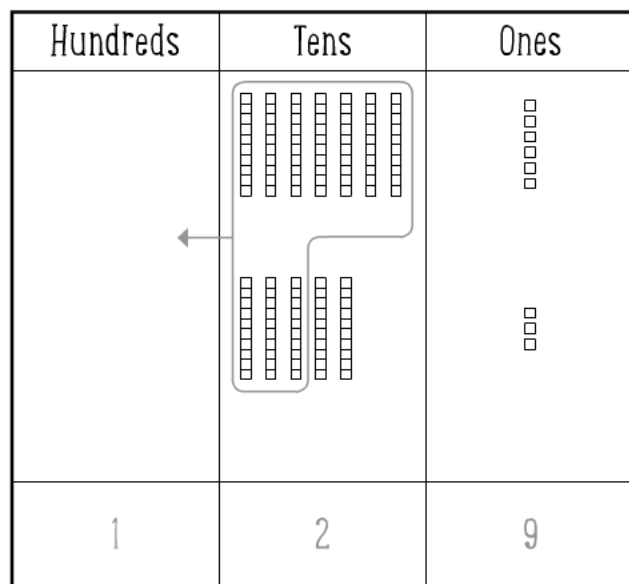


abcmouse.com/printables

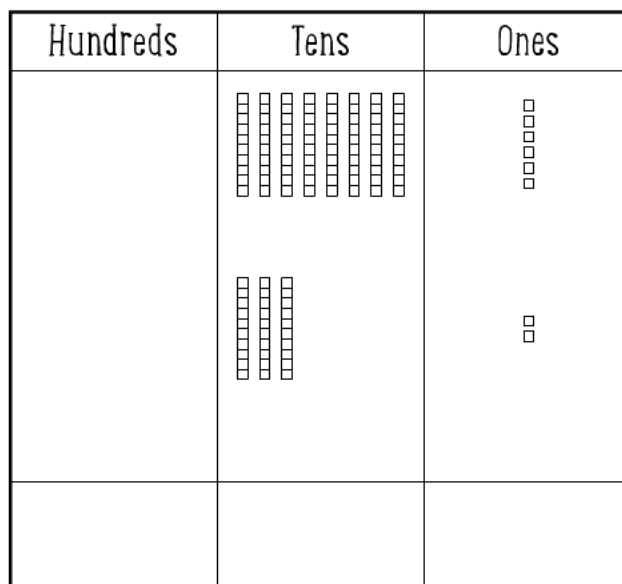
Name _____

Math
adding two-digit numbers with regrouping

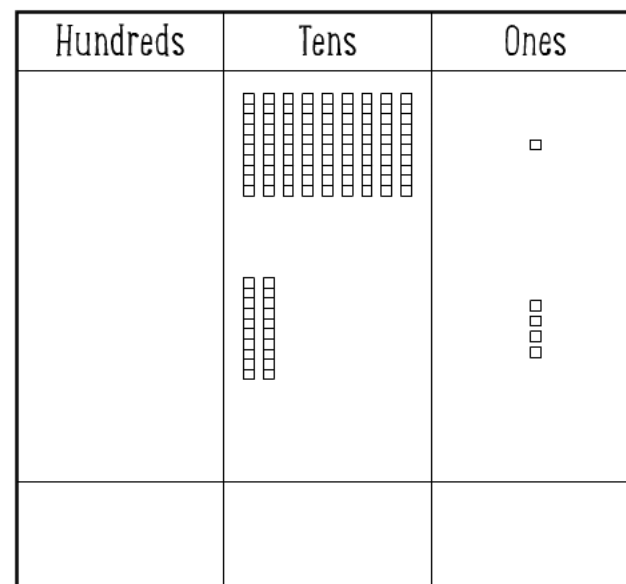
Look at each diagram. Add the ones and regroup the tens. Then use the diagram to solve the problem.
The first one has been done for you.



$$\begin{array}{r} 76 \\ +53 \\ \hline 129 \end{array}$$



$$\begin{array}{r} 86 \\ +32 \\ \hline \end{array}$$



$$\begin{array}{r} 91 \\ +24 \\ \hline \end{array}$$

Answer Key: 129; 118; 115