


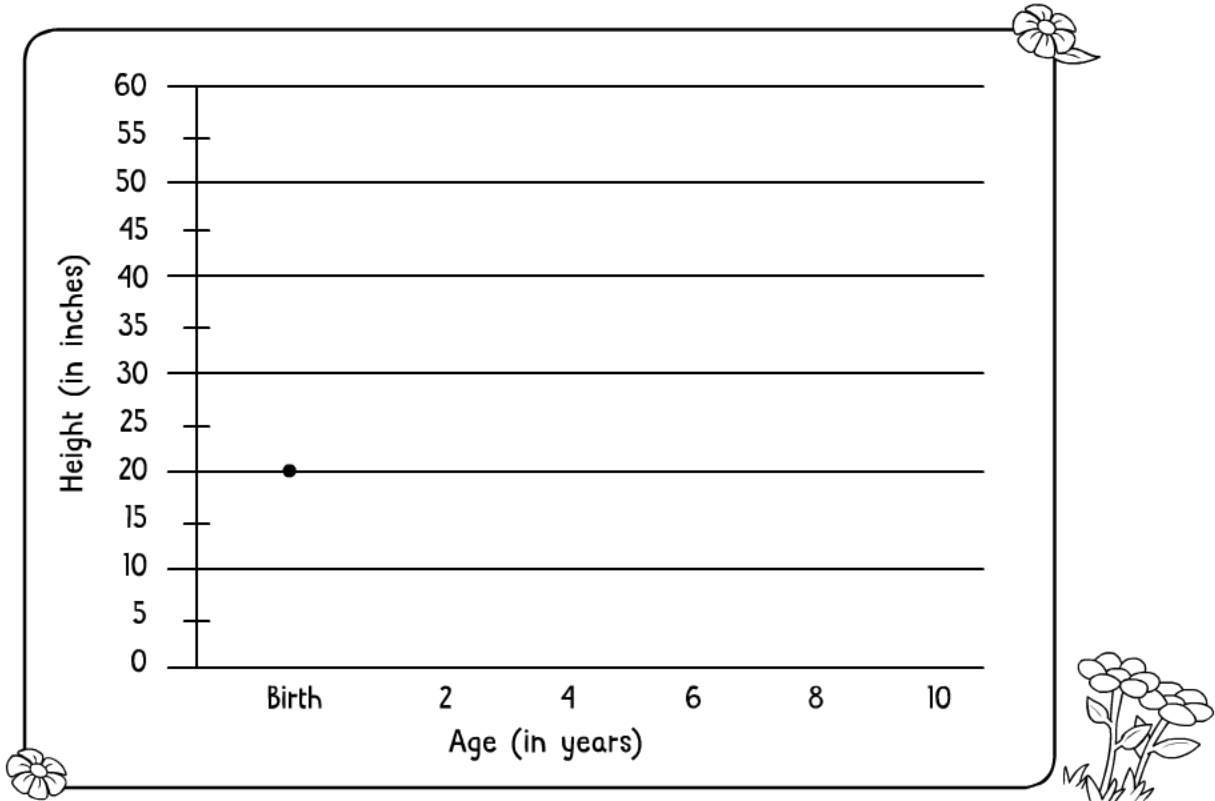

Name _____

Finish the line graph using data from the table. Then answer the questions.



Ellie's Growth Chart

Age (in years)	Height (in inches)
Birth	20
2	35
4	40
6	45
8	50
10	55



1. How many inches tall was Ellie at age 4? _____
2. How many inches taller was Ellie at age 10 than age 6? _____
3. About how tall do you think Ellie was at age 3? Explain your answer. _____

