












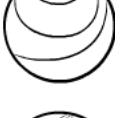





Name \_\_\_\_\_

Professor Hester found round marbles, hard rocks, and shiny new pennies. Color the objects to make a pictograph that shows how many of each thing she found. Be sure to start from the bottom.

3 marbles	5 rocks	7 pennies
		
		
		
		
		
		
		
		
round marbles	hard rocks	shiny pennies



Teaching Tip: Help the child as needed to color in the correct number of each object, starting from the bottom. Then check the work by looking at the pictograph with the child counting how many of each object is shown.