

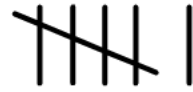
Name \_\_\_\_\_

Math

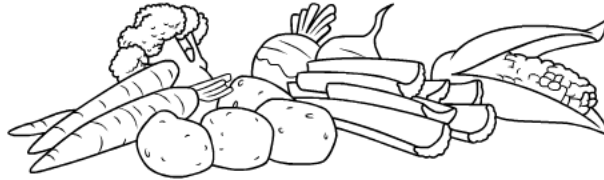
Bar Graph: food groups

Look at the bar graph. Draw a bar above each food group to show the correct amount. Then color each bar on the graph.

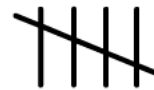

fruit



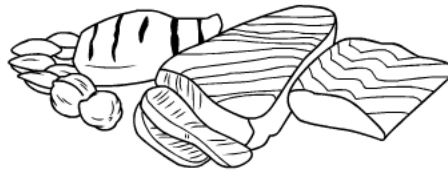
vegetables



grain



protein



dairy



Foods I Eat

