

Name _____

Rug

Cut on dashed lines (✂-----).



When cutting the dashed lines on this printable, be sure that your child is using safety scissors designed for young children and little hands. These scissors have round tips and blunt blades so that they will cut paper, but not fingers or other objects.

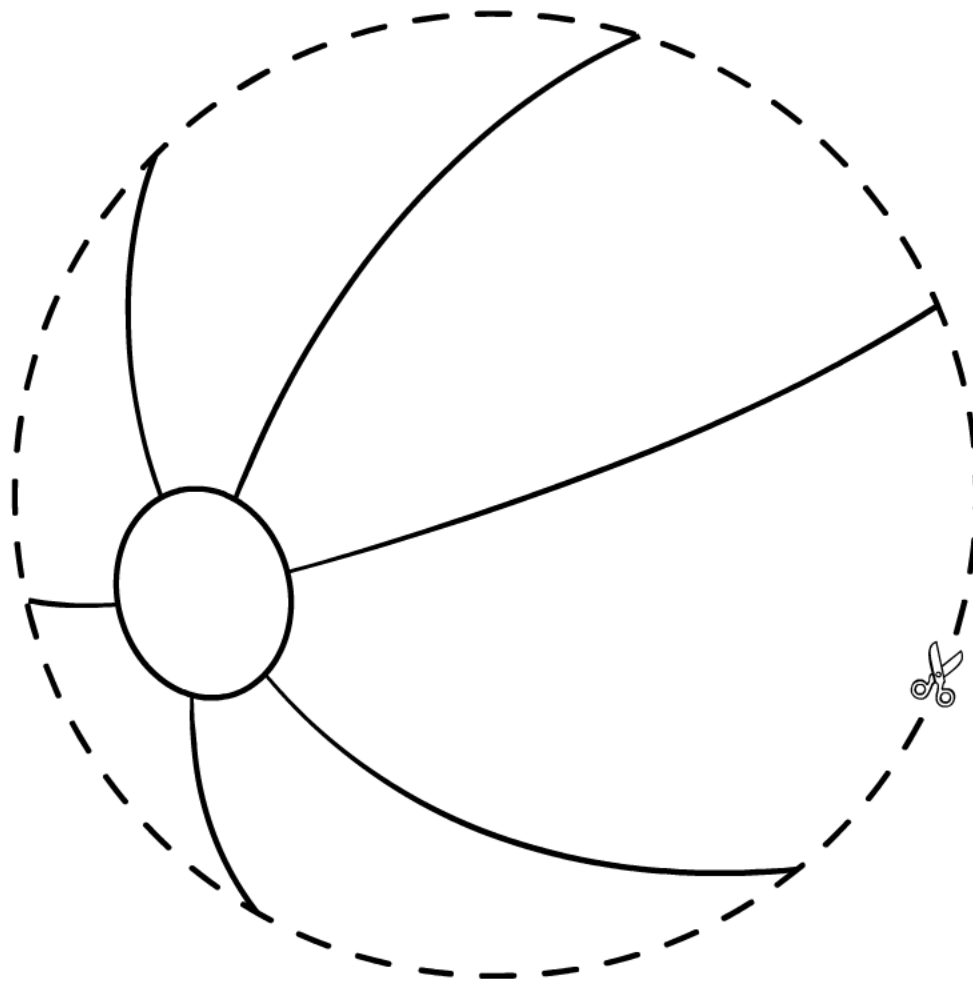


Name _____

Cutting Skills
Circle: beach ball

Beach Ball

Cut on dashed lines (✂️-----).





When cutting the dashed lines on this printable, be sure that your child is using safety scissors designed for young children and little hands. These scissors have round tips and blunt blades so that they will cut paper, but not fingers or other objects.



Name _____

Clocks

Cut on dashed lines (✂️-----).



When cutting the dashed lines on this printable, be sure that your child is using safety scissors designed for young children and little hands. These scissors have round tips and blunt blades so that they will cut paper, but not fingers or other objects.



Name _____

Cutting Skills
Circles: coins

Coins

Cut on dashed lines (✂️-----).



When cutting the dashed lines on this printable, be sure that your child is using safety scissors designed for young children and little hands. These scissors have round tips and blunt blades so that they will cut paper, but not fingers or other objects.

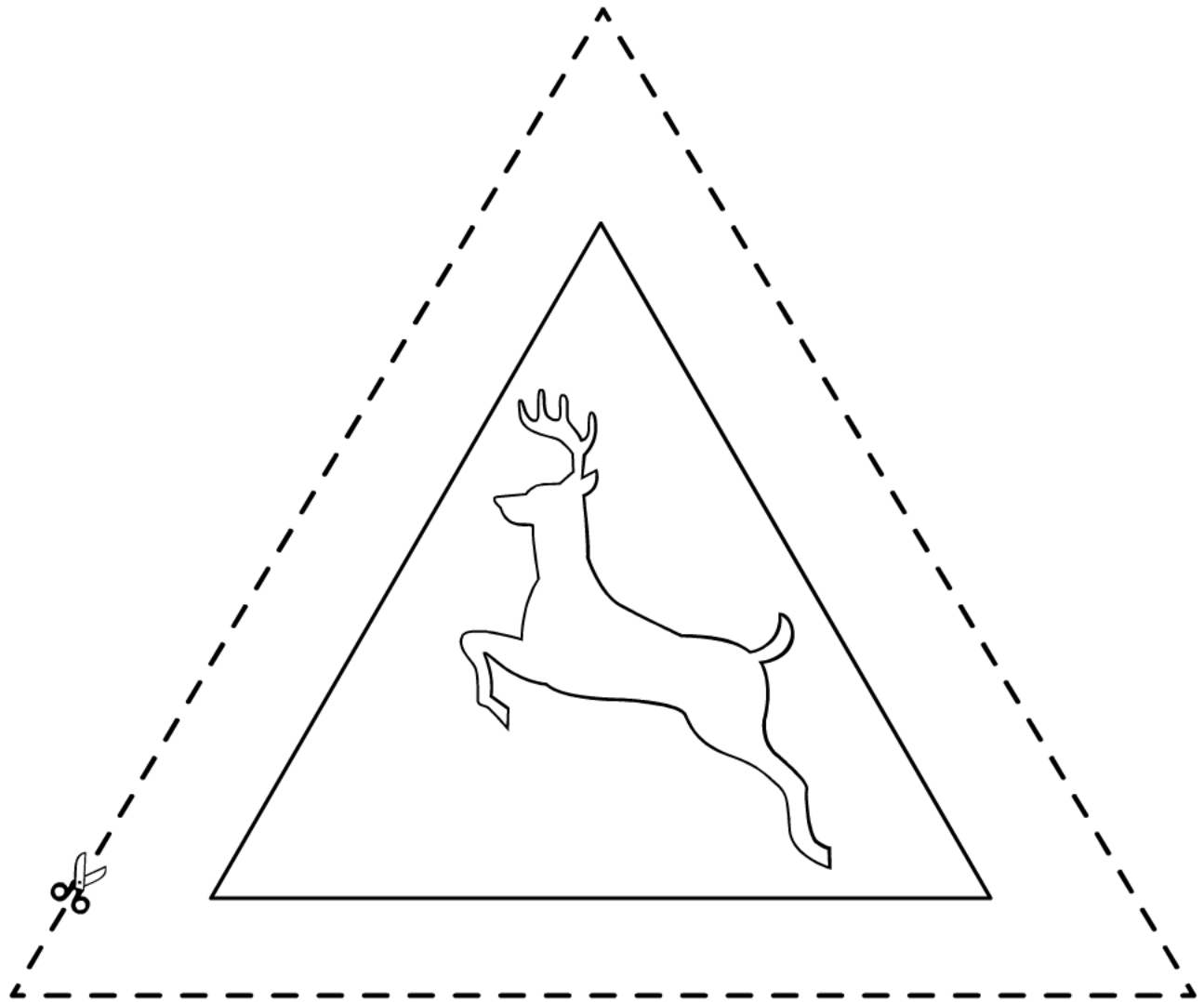


Name _____

Cutting Skills
Triangle: crossing sign

Crossing Sign

Cut on dashed lines (✂-----).



When cutting the dashed lines on this printable, be sure that your child is using safety scissors designed for young children and little hands. These scissors have round tips and blunt blades so that they will cut paper, but not fingers or other objects.

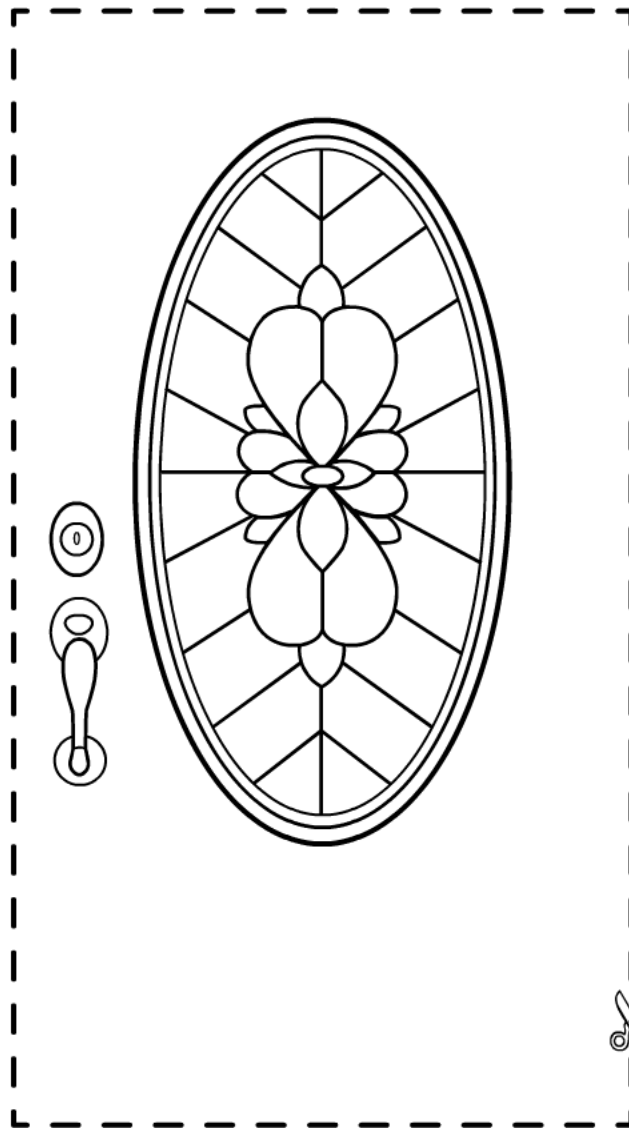


Name _____

Cutting Skills
Rectangle: door

Door

Cut on dashed lines (✂-----).



When cutting the dashed lines on this printable, be sure that your child is using safety scissors designed for young children and little hands. These scissors have round tips and blunt blades so that they will cut paper, but not fingers or other objects.

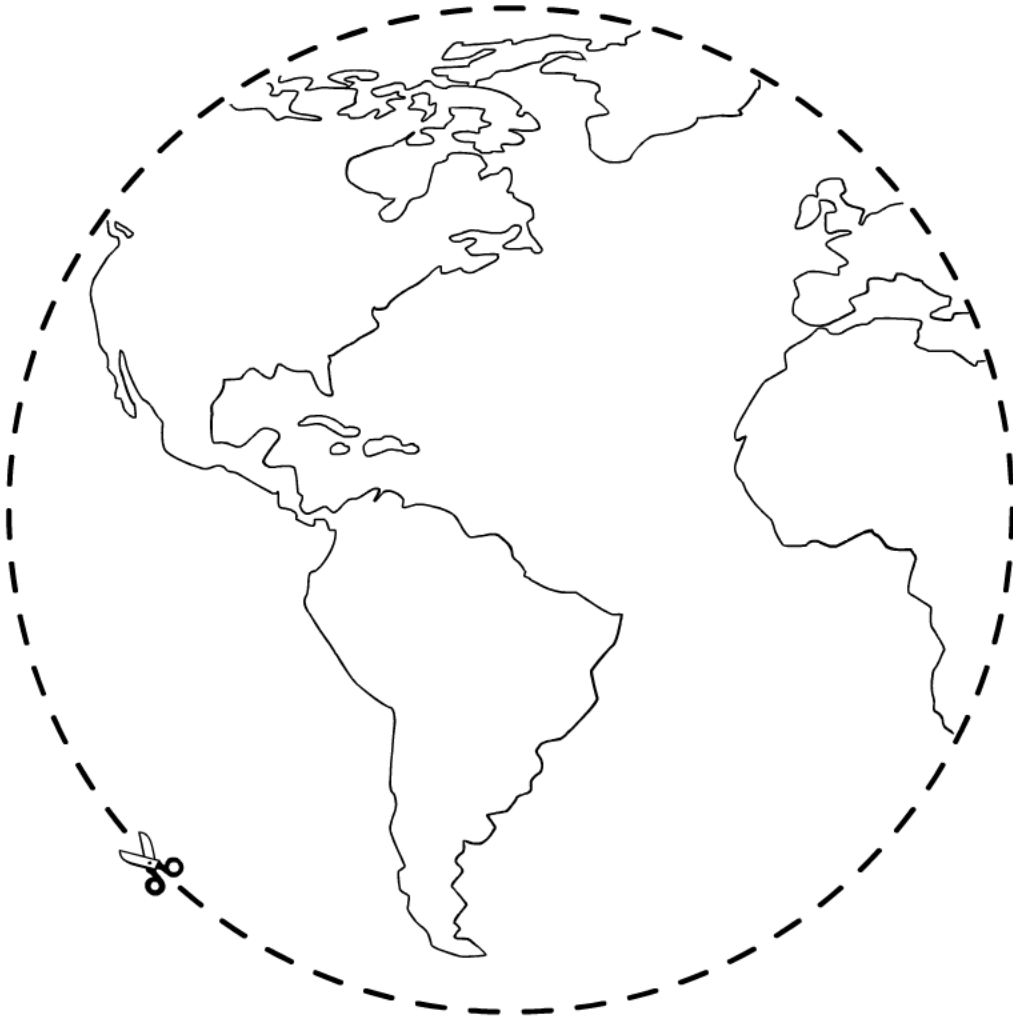


Name _____

Cutting Skills
Circle: our world

Our World

Cut on dashed lines (✂-----).



When cutting the dashed lines on this printable, be sure that your child is using safety scissors designed for young children and little hands. These scissors have round tips and blunt blades so that they will cut paper, but not fingers or other objects.

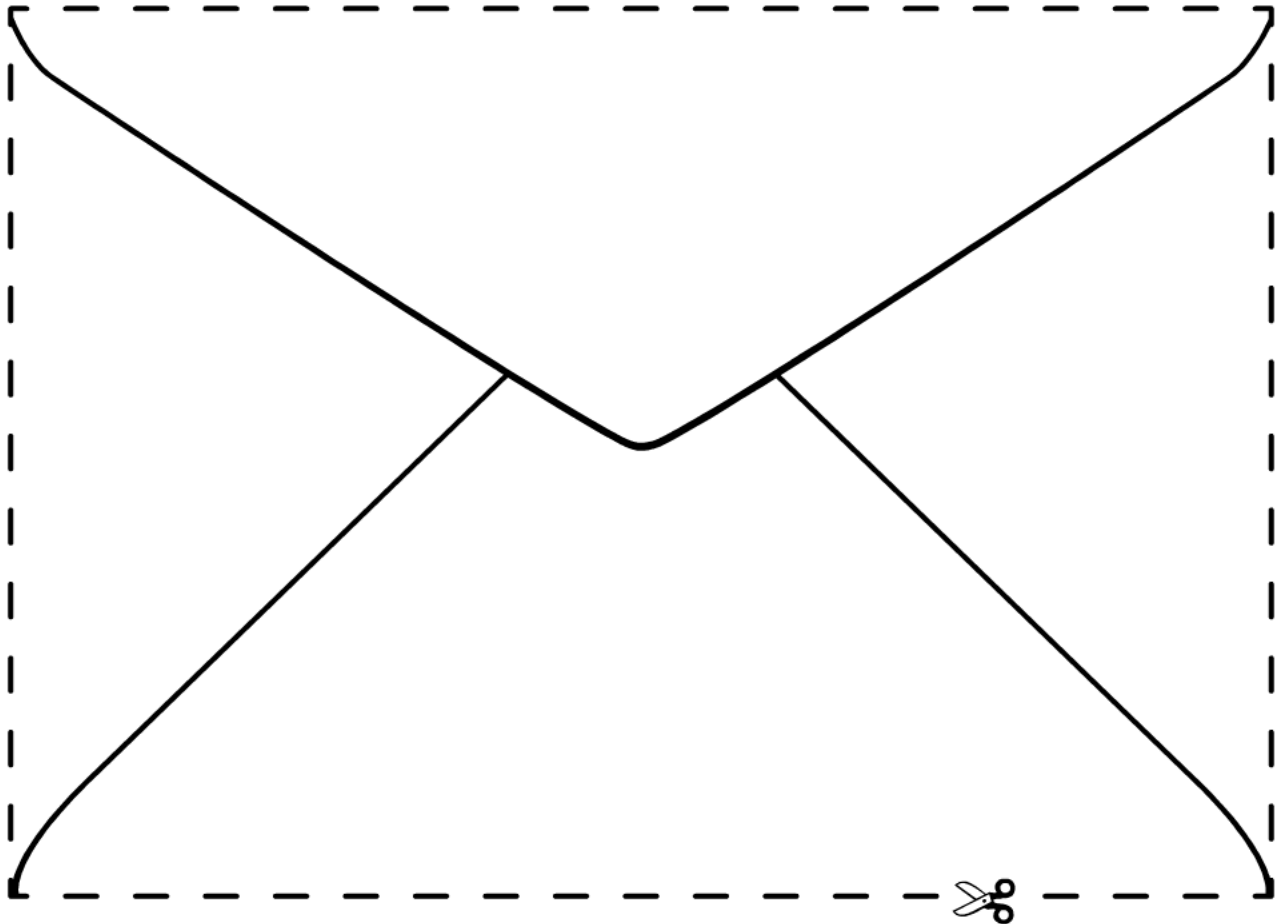


Name _____

Cutting Skills
Rectangle: envelope

Envelope

Cut on dashed lines (✂-----).



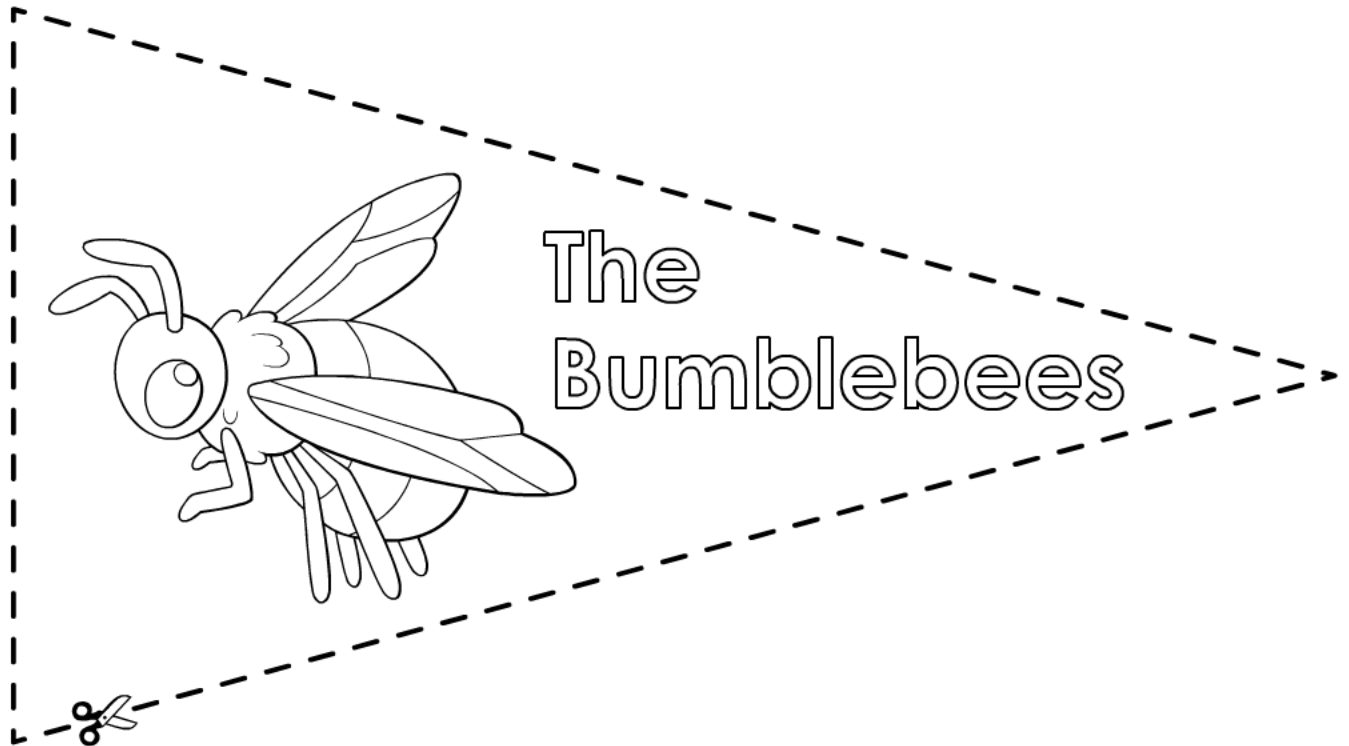
When cutting the dashed lines on this printable, be sure that your child is using safety scissors designed for young children and little hands. These scissors have round tips and blunt blades so that they will cut paper, but not fingers or other objects.



Name _____

Flag

Cut on dashed lines (✂-----).





When cutting the dashed lines on this printable, be sure that your child is using safety scissors designed for young children and little hands. These scissors have round tips and blunt blades so that they will cut paper, but not fingers or other objects.



Name _____

Gifts

Cut on dashed lines (✂-----).



When cutting the dashed lines on this printable, be sure that your child is using safety scissors designed for young children and little hands. These scissors have round tips and blunt blades so that they will cut paper, but not fingers or other objects.




Name _____

Cutting Skills
Heart: candy box

Candy Box

Cut on dashed lines (✂-----).



When cutting the dashed lines on this printable, be sure that your child is using safety scissors designed for young children and little hands. These scissors have round tips and blunt blades so that they will cut paper, but not fingers or other objects.

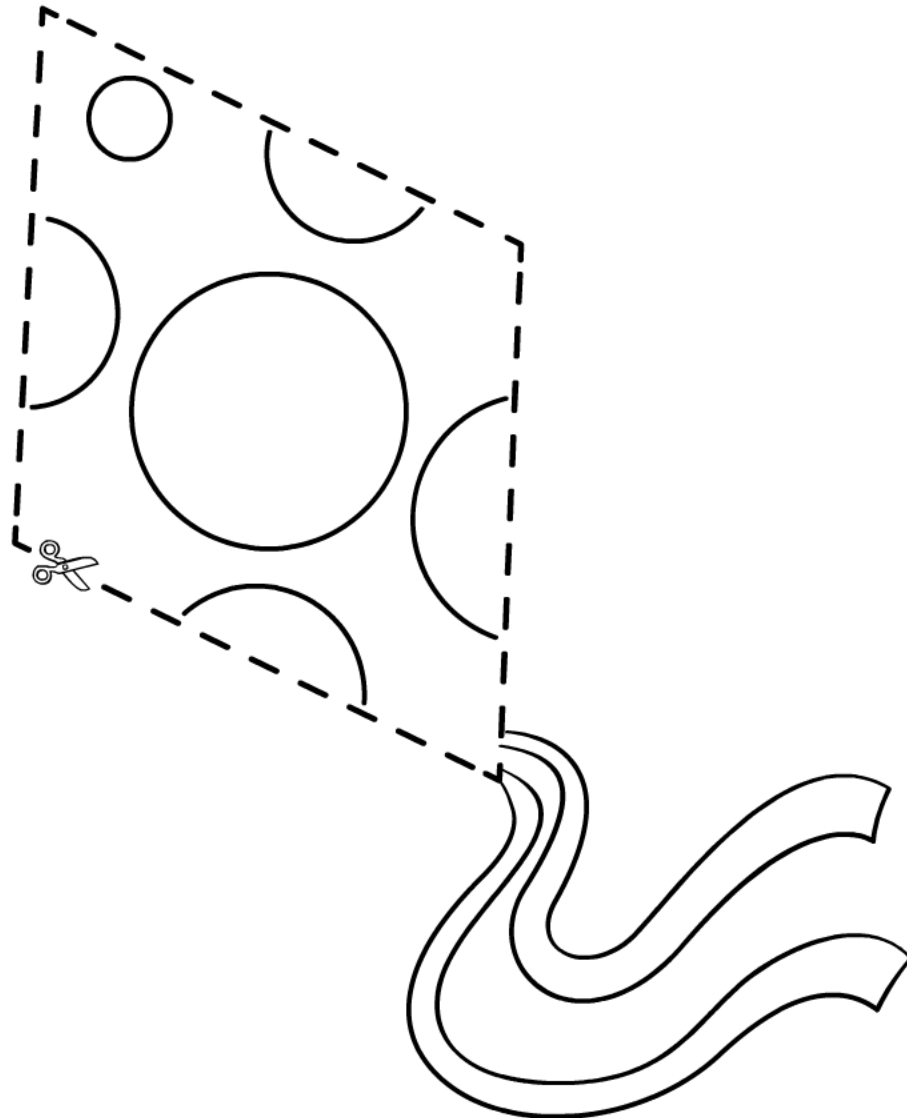


Name _____

Cutting Skills
Diamond: kite

Kite

Cut on dashed lines (✂️-----).



When cutting the dashed lines on this printable, be sure that your child is using safety scissors designed for young children and little hands. These scissors have round tips and blunt blades so that they will cut paper, but not fingers or other objects.




Name _____

Cutting Skills
Rectangle: ABC Mouse postcard

ABC Mouse Postcard

Cut on dashed lines (✂️-----).




When cutting the dashed lines on this printable, be sure that your child is using safety scissors designed for young children and little hands. These scissors have round tips and blunt blades so that they will cut paper, but not fingers or other objects.



Name _____

Do-Re-Mi Mouse Postcard

Cut on dashed lines (✂-----).



When cutting the dashed lines on this printable, be sure that your child is using safety scissors designed for young children and little hands. These scissors have round tips and blunt blades so that they will cut paper, but not fingers or other objects.




Name _____

Cutting Skills
Oval: porthole

Porthole

Cut on dashed lines (✂-----).




When cutting the dashed lines on this printable, be sure that your child is using safety scissors designed for young children and little hands. These scissors have round tips and blunt blades so that they will cut paper, but not fingers or other objects.



Name _____

Quilt

Cut on dashed lines (✂-----).



When cutting the dashed lines on this printable, be sure that your child is using safety scissors designed for young children and little hands. These scissors have round tips and blunt blades so that they will cut paper, but not fingers or other objects.



Name _____

Cutting Skills
Star: sheriff's badge

Sheriff's Badge

Cut on dashed lines (✂️-----).



When cutting the dashed lines on this printable, be sure that your child is using safety scissors designed for young children and little hands. These scissors have round tips and blunt blades so that they will cut paper, but not fingers or other objects.




Name _____

Cutting Skills
Diamond: street sign

Street Sign

Cut on dashed lines (✂-----).



When cutting the dashed lines on this printable, be sure that your child is using safety scissors designed for young children and little hands. These scissors have round tips and blunt blades so that they will cut paper, but not fingers or other objects.



Name _____

Cutting Skills
Heart: valentine

Valentine

Cut on dashed lines (✂️-----).





When cutting the dashed lines on this printable, be sure that your child is using safety scissors designed for young children and little hands. These scissors have round tips and blunt blades so that they will cut paper, but not fingers or other objects.



Name _____

Windows

Cut on dashed lines (✂️-----).



When cutting the dashed lines on this printable, be sure that your child is using safety scissors designed for young children and little hands. These scissors have round tips and blunt blades so that they will cut paper, but not fingers or other objects.

