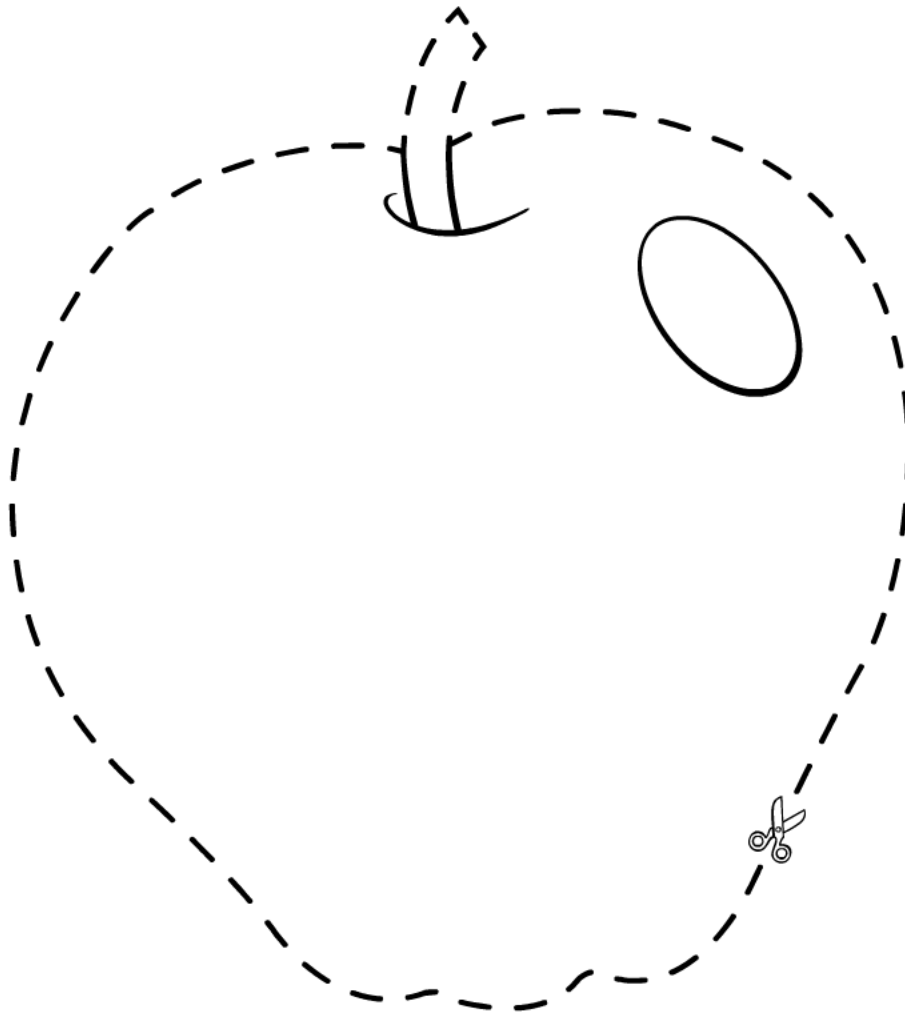


Name \_\_\_\_\_

# Apple

Cut on dashed lines (✂️-----).



When cutting the dashed lines on this printable, be sure that your child is using safety scissors designed for young children and little hands. These scissors have round tips and blunt blades so that they will cut paper, but not fingers or other objects.




Name \_\_\_\_\_

Cutting Skills  
cloud

# Cloud

Cut on dashed lines (✂️-----).




When cutting the dashed lines on this printable, be sure that your child is using safety scissors designed for young children and little hands. These scissors have round tips and blunt blades so that they will cut paper, but not fingers or other objects.



Name \_\_\_\_\_

# Fish

Cut on dashed lines (✂️-----).



When cutting the dashed lines on this printable, be sure that your child is using safety scissors designed for young children and little hands. These scissors have round tips and blunt blades so that they will cut paper, but not fingers or other objects.




Name \_\_\_\_\_

Cutting Skills

Fringe: fish

# Fish

Cut on dashed lines (✂-----).




When cutting the dashed lines on this printable, be sure that your child is using safety scissors designed for young children and little hands. These scissors have round tips and blunt blades so that they will cut paper, but not fingers or other objects.



Name \_\_\_\_\_

# Fall Leaf

Cut on dashed lines (✂️-----).



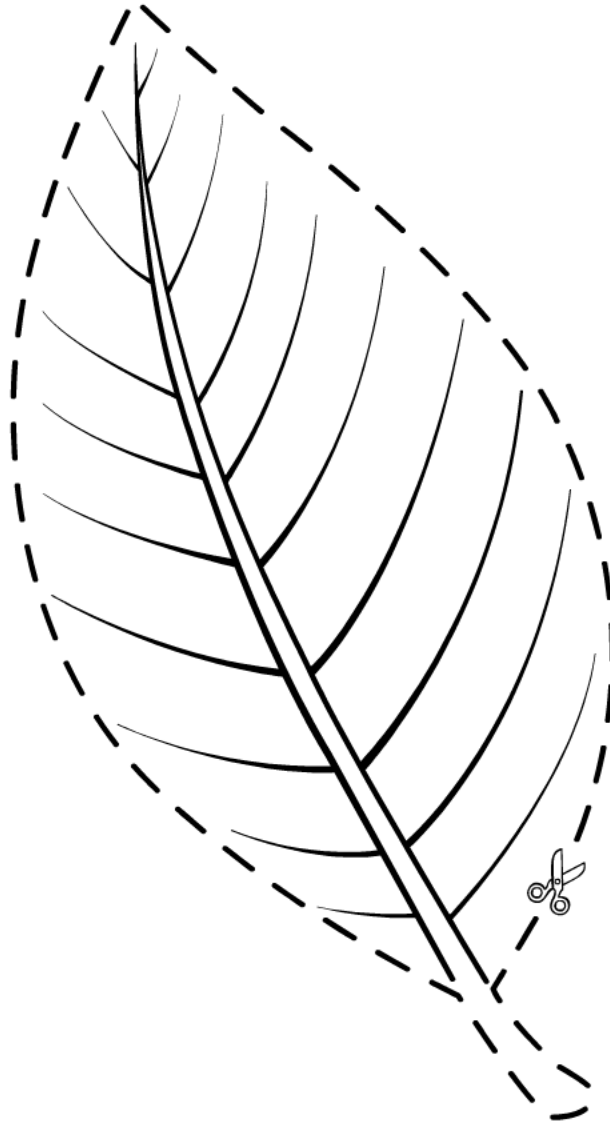
When cutting the dashed lines on this printable, be sure that your child is using safety scissors designed for young children and little hands. These scissors have round tips and blunt blades so that they will cut paper, but not fingers or other objects.



Name \_\_\_\_\_

# Fall Leaf

Cut on dashed lines (✂-----).




When cutting the dashed lines on this printable, be sure that your child is using safety scissors designed for young children and little hands. These scissors have round tips and blunt blades so that they will cut paper, but not fingers or other objects.



Name \_\_\_\_\_

# Fall Leaves

Cut on dashed lines (✂-----).



When cutting the dashed lines on this printable, be sure that your child is using safety scissors designed for young children and little hands. These scissors have round tips and blunt blades so that they will cut paper, but not fingers or other objects.

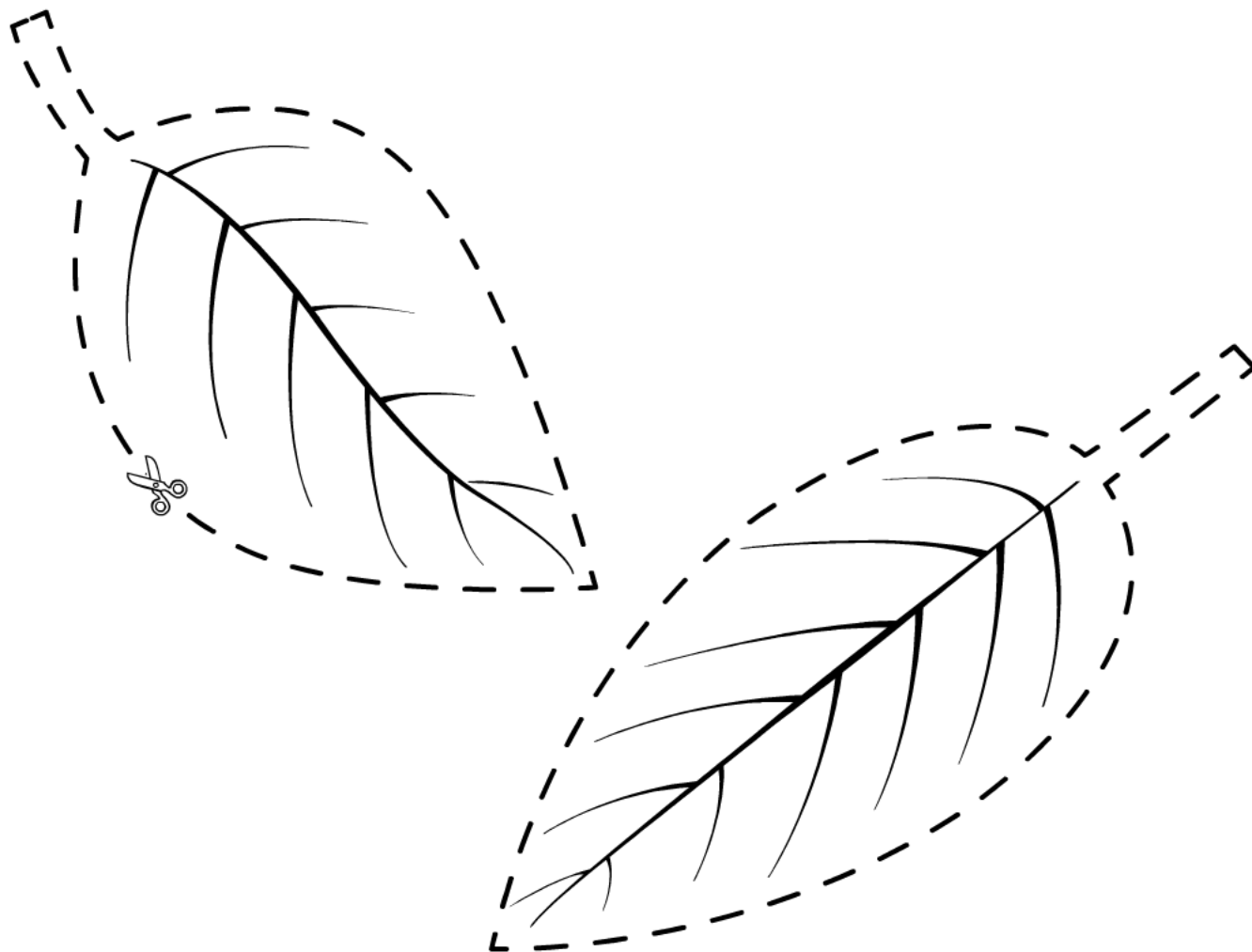


Name \_\_\_\_\_

Cutting Skills  
fall leaves #1

# Fall Leaves

Cut on dashed lines (✂️-----).



When cutting the dashed lines on this printable, be sure that your child is using safety scissors designed for young children and little hands. These scissors have round tips and blunt blades so that they will cut paper, but not fingers or other objects.






Name \_\_\_\_\_

**Cutting Skills**  
Rectangle: 1-2-3 Mouse postcard

# 1-2-3 Mouse Postcard

Cut on dashed lines (✂-----).



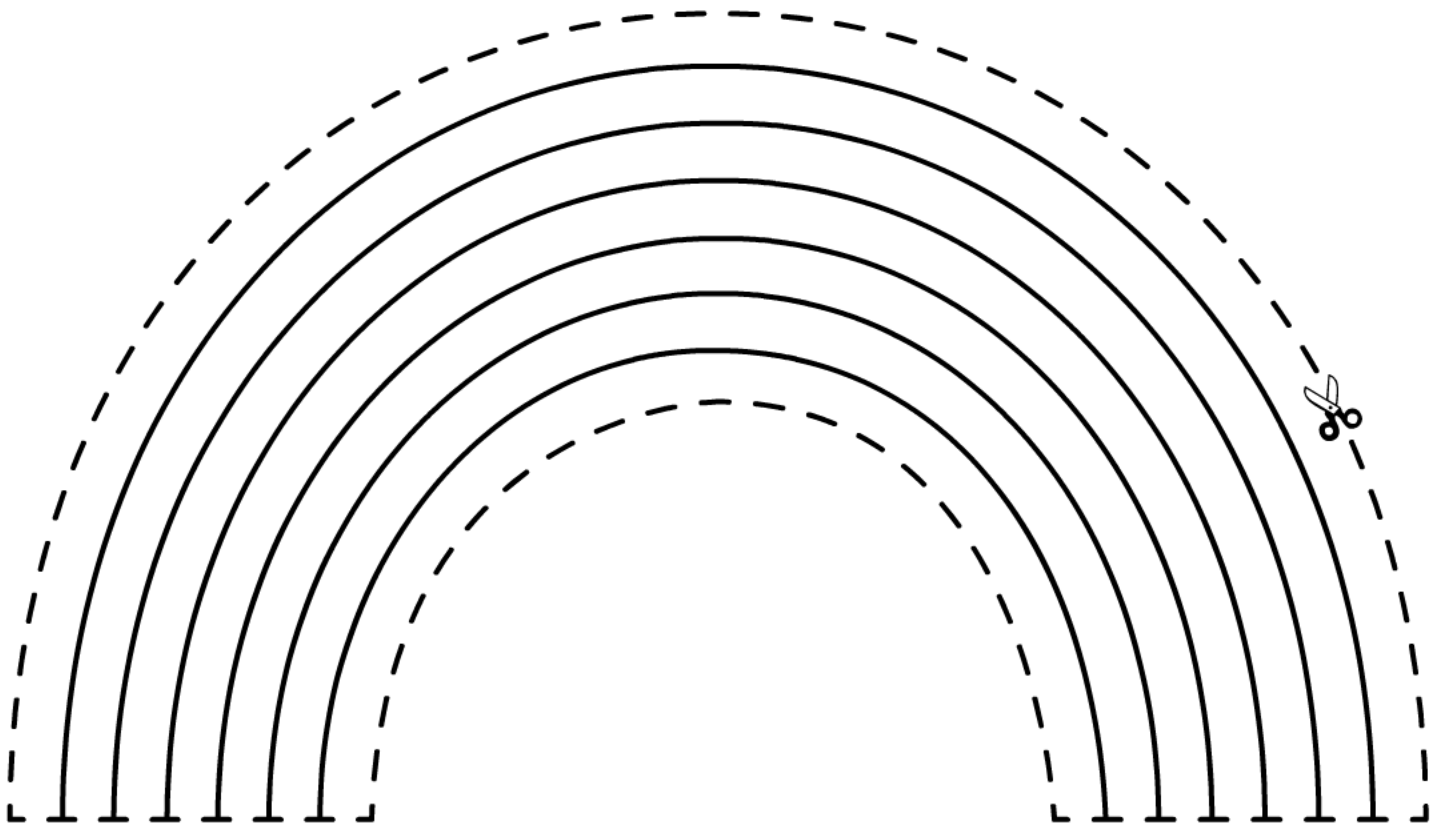
When cutting the dashed lines on this printable, be sure that your child is using safety scissors designed for young children and little hands. These scissors have round tips and blunt blades so that they will cut paper, but not fingers or other objects.



Name \_\_\_\_\_

# Rainbow

Cut on dashed lines (✂-----).



When cutting the dashed lines on this printable, be sure that your child is using safety scissors designed for young children and little hands. These scissors have round tips and blunt blades so that they will cut paper, but not fingers or other objects.

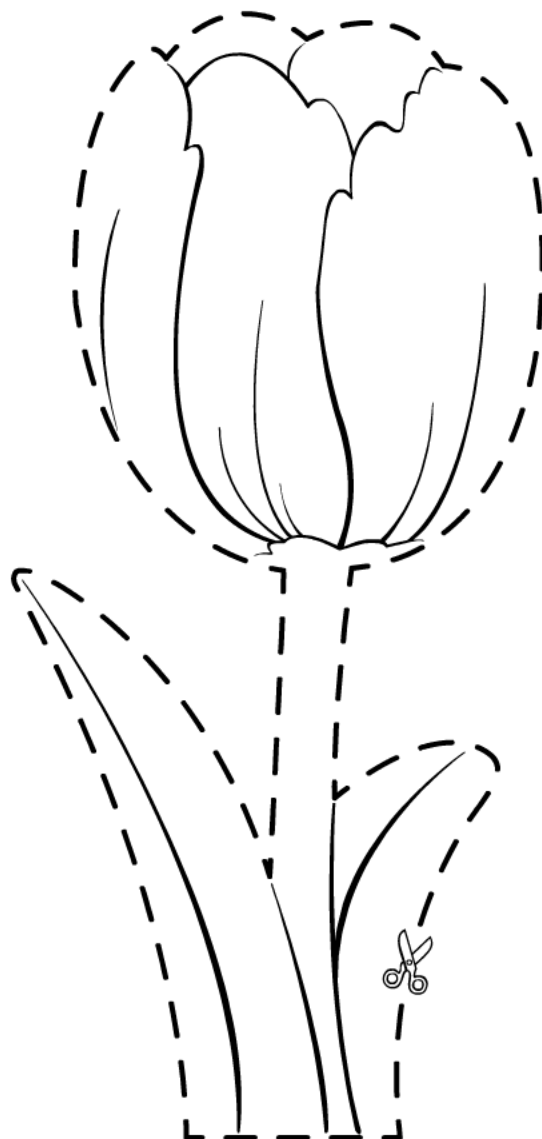


Name \_\_\_\_\_

Cutting Skills  
tulip

# Tulip

Cut on dashed lines (✂️-----).



When cutting the dashed lines on this printable, be sure that your child is using safety scissors designed for young children and little hands. These scissors have round tips and blunt blades so that they will cut paper, but not fingers or other objects.

