

**ABCmouse.com®**



# Noun Worksheets

Name \_\_\_\_\_

Read each line of the poem. Circle the correct word. Then draw a picture of one group of animals.

Animals Everywhere!

The wolf wolves run in the forest.

The geese goose fly in the air.

The fish fishs swim in the ocean.

The mouse mice run everywhere!

Answer Key: wolves geese fish mice

Name \_\_\_\_\_

## Language Arts Word Search

irregular plural nouns

Read a clue. Put the number of the clue next to the answer in the word box.  
Circle the word in the puzzle.

### Word Box

deer	scarves
fish	wolves
mice	teeth
men	geese



### Clues

1. The plural of fish.
2. The plural of wolf.
3. The plural of deer.
4. The plural of goose.
5. The plural of mouse.
6. The plural of scarf.
7. The plural of man.
8. The plural of tooth.

m e n p y w o l k  
i f q a t t b o x  
c r u g e e s e q  
e z l d e e c j d  
p i m u t k a y e  
g f i s h z r n e  
m i j s c a v g r  
a s w o l v e s p  
b k u n x d s e f

Answer Key 1. fish 2. wolves 3. deer 4. geese 5. mice 6. scarves 7. men 8. teeth

Name \_\_\_\_\_

## Grammar

Nouns: *Jack and the Beanstalk*

A noun is a person, place, animal, or thing. Read the noun in each square.  
Use the color key to color each noun word.

goose	cow	egg	bean
Jack	hat	bed	boy
log	town	man	tree

**Color Key**

person = red	animal = blue
place = yellow	thing = green

Name \_\_\_\_\_

**Word Writing**  
Special Noun Plurals

Look at the picture. Write a word for each group of people, animals, and things you see. Choose the correct word from the word box. Then color the picture.

**Word Box**

leafs/leaves


elves/elfs

geese/geoses

deers/deer

mice/mices

childs/children



Answer Key leaves elves geese deer mice children



Name \_\_\_\_\_

**Grammar Find It**  
Special Noun Plurals

Find these things hidden in the picture.

5 geese

2 deer

6 mice

3 sheep

9 leaves













Name \_\_\_\_\_

# Grammar

Plurals: add "s," "es," and "ies"

Trace each plural noun. The first one has been done for you.

 <b>cat</b>	 <b>cats</b>
 <b>dog</b>	 <b>dogs</b>
 <b>turtle</b>	 <b>turtles</b>
 <b>fox</b>	 <b>foxes</b>
 <b>bunny</b>	 <b>bunnies</b>

Name \_\_\_\_\_

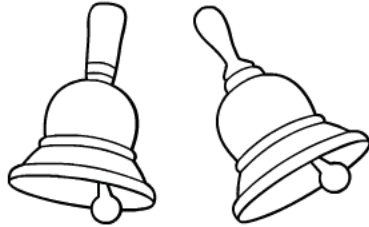
## Grammar

Plurals: add "s" and "es"

Make the words plural by adding the s or es.



**bell**




**bells**       




**cup**



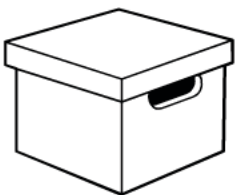
**cup**       



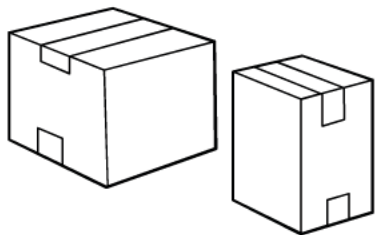
**dress**



**dress**       



**box**



**box**       



**peach**





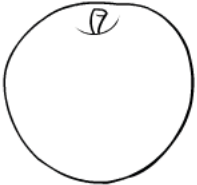

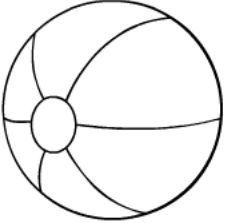





**peach**



Name \_\_\_\_\_

**Grammar**  
Plurals: add "s"

Trace each plural noun. The first one has been done for you.

 <b>hat</b>	 <b>hats</b>
 <b>apple</b>	 <b>apples</b>
 <b>ball</b>	 <b>balls</b>
 <b>cup</b>	 <b>cups</b>
 <b>bat</b>	 <b>bats</b>

Name \_\_\_\_\_

## Grammar Matching

Possessive Nouns

Read each sentence and write the missing word. Use the words in the box to help you.  
Draw a line from the sentence to the matching picture.

### Word Box

kitten's   girl's   Dad's   dog's   boy's




1. This is the dog's bone.

2. This is the \_\_\_\_\_ hat.

3. This is the \_\_\_\_\_ backpack.

4. This is \_\_\_\_\_ striped tie.


5. This is the \_\_\_\_\_ bed.



Answer Key 1. D 2. E 3. A 4. C 5. B

Name \_\_\_\_\_

A proper noun names a particular person, place, animal, or thing.  
Circle the proper noun in each sentence. Draw a line under the  
capital letter in each proper noun.



Tom jumps on the grass.

The man runs to Sunny Pond.

Pam sees a bird.

The dog is named Dan.

Sam eats the apple.

Name \_\_\_\_\_

**Sentence Writing**  
Special Noun Plurals

Look at a picture. Read the sentence. Draw "X" on the word that does not belong. Find the correct word in the box. Write it.

**Word Box**

people    feet    wolves    mice    children

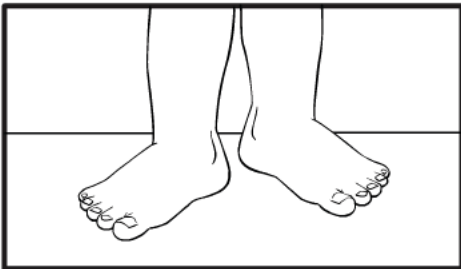
1.



The ~~child~~ eat ice cream cones.

children

2.




I have two foot! \_\_\_\_\_

3.




The person are cheering. \_\_\_\_\_

4.



The wolf are howling. \_\_\_\_\_

5.



The mouse are eating cheese. \_\_\_\_\_

Answer Key: 1. children 2. feet 3. people 4. wolves 5. mice


Name \_\_\_\_\_

**Sentence Writing**  
Plurals Practice with Dogs


Look at the picture. Read the sentence. Choose the correct word. Write it.



The wolves look just like big dogs.  
( wolf, wolves, wolfs )




Please get off of my \_\_\_\_\_!  
( foot, feet, foots )



Rosa likes to brush Kona's \_\_\_\_\_!  
( teeth, tooth, tooths )



Pepper is chasing the \_\_\_\_\_!  
( geoses, goose, geese )



Otis is eating the \_\_\_\_\_ of bread.  
( loaf, loaves, loafs )

5. loaves

4. geese

3. teeth

2. feet

1. wolves

Answer Key:


Name \_\_\_\_\_

## Sentence Writing

Plurals Practice

Look at the picture. Read the sentence. Choose the correct word. Write it on the line.

1.



We like our new skates!  
( skates, skaties, skate )

2.




There are three \_\_\_\_\_ in the basket.  
( puppies, puppy, puppies )

3.



The \_\_\_\_\_ are ripe and sweet.  
( peachs, peaches, peach )

4.



I will put five \_\_\_\_\_ in my piggy bank.  
( pennies, penny, pennys )

5.



Miguel set the \_\_\_\_\_ on the table.  
( dish, dishes, dishes )

Answer Key: 1. skates 2. puppies 3. peaches 4. pennies 5. dishes




Name \_\_\_\_\_

**Sentence Writing**  
Possessive Nouns


Read the sentence. Choose the correct word. Write it. Then color the picture.

1.




This is the \_\_\_\_\_ party hat.  
(ducks, duck, duck's)

2.




These are the \_\_\_\_\_ presents.  
(fish's, fish, fishes)

3.



This is the \_\_\_\_\_ gift bag.  
(frog, frog's, frogs)

4.



This is the \_\_\_\_\_ balloon.  
(turtle's, turtles, turtle)

Answer Key 1. duck's 2. fish's 3. frog's 4. turtle's

Name \_\_\_\_\_

## Write About It

Describe a Picture: *Jack and the Beanstalk*  
Beanstalk

Write a sentence about the picture you see. Use a noun in the sentence.



---

---

---

---

---

---

---

---

Teaching Tip: Help the child to write a complete sentence about the picture, using a noun. You can remind the child that a noun is a person, place, animal, or thing. Children who are not yet able to write words can dictate the sentence(s) to a parent or teacher.