

ABCmouse.com®



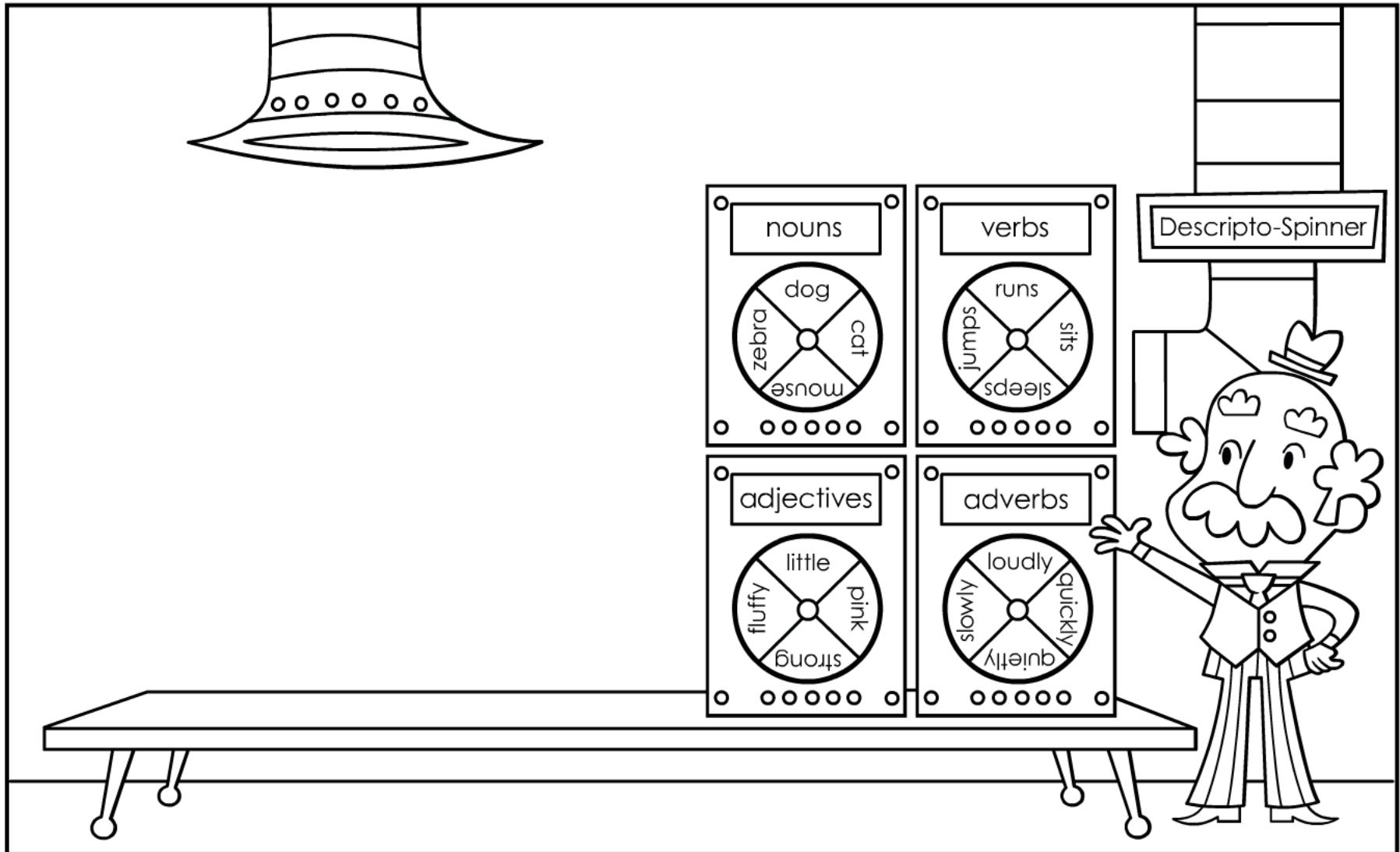
Nouns, Verbs, Adverbs, & Adjectives Worksheets

Name _____

Draw It

Modifiers: Adjectives and Adverbs


Pick a word from each circle. Then draw a picture that shows those four words.



Name _____

Grammar
Nouns and Verbs

Write the correct verb at the end of each sentence.



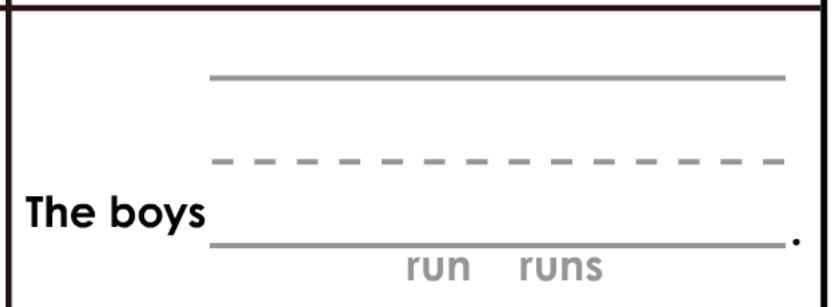
The rabbit _____.
hop hops



The rabbits _____.
hop hops



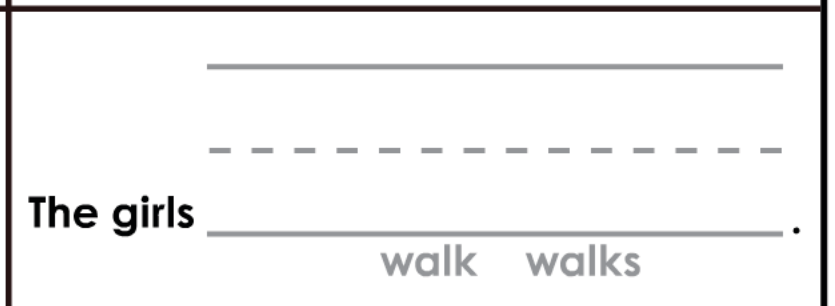
The boy _____.
run runs



The boys _____.
run runs



The girl _____.
walk walks



The girls _____.
walk walks



The cat _____.
eat eats



The cats _____.
eat eats

Name _____

Word Search

Adjectives and Adverbs

Read a clue. Put the number of the clue next to the answer in the word box.
Circle the word in the puzzle. The first one has been done for you.

Adjectives Clues

1. The big dinosaur roared.
2. It was a _____ game.
3. Jorge was _____ when his team won the game.
4. Maya wore a _____ dress.

Adverbs Clues

5. The puppy cried _____.
6. I _____ held the baby.
7. We cheered _____ at the game.
8. John can run _____.

Adjectives Word Box

_____ good _____ pretty
1 big _____ happy

Adverbs Word Box

_____ loudly _____ sadly
 _____ fast _____ gently

h	b	i	l	x	w	c	u
e	n	s	g	o	o	d	l
q	h	a	p	p	y	k	o
s	a	d	r	f	m	y	u
b	p	l	e	c	g	x	d
i	f	y	t	z	j	e	l
g	e	n	t	l	y	s	y
u	r	v	y	f	a	s	t






Answer Key 1. big 2. good 3. happy 4. pretty 5. sadly 6. gently 7. loudly 8. fast

Name _____

Sentence Writing

Nouns and Verbs

Look at the pictures and the sentences. Choose the correct verb to write in each blank.

	1. The boys _____ apples. eat, eats
	2. My sister _____ milk. drink, drinks
	3. Jean _____ beans in her garden. grow, grows
	4. Amir and Lisa _____ carrots. like, likes
	5. Emma _____ a peach to Mark. give, gives


Name _____

Sentence Writing

Nouns and Describing Words:
Thanksgiving

Use one noun and one describing word from the word bank to finish each sentence. You can make silly sentences, if you want to. You do not have to use all the words in the word bank.

Nouns		Describing Words		
turkey	corn	yellow	tasty	sweet
salad	pie	green	fluffy	sleepy



The _____ is _____.

noun describing word

The _____ is _____.

noun describing word

The _____ is _____.

noun describing word

The _____ is _____.

noun describing word

Name _____

Sentence Writing

Plurals Practice with Nouns and Verbs

Look at each picture. Read the sentences. Write the correct sentence.

1.



The baby is happy.

The babies are happy.

The babies are happy.


2.



The berry is sweet.

The berries are sweet.


3.



The puppy is cute!

The puppies are cute!

4.



The pony is running.

The ponies are running.

Name _____

Write About It

Describe a Picture: *The Fox and the Stork*

Write a sentence about the picture you see.

Use a noun, a verb, and a describing word in the sentence.



Teaching Tip: Help the child to write a sentence about the picture, using a noun, verb, and a describing word. Children who are not yet able to write words can dictate the sentence(s) to a parent or teacher.

Name _____

Write About It

Describe a Picture: *Dinosaur Playdate*
Stepped Reader

Write a sentence about the picture you see. Use a noun, a verb, and a describing word in the sentence.




Teaching Tip: Help the child to write a sentence about the picture, using a noun, verb, and a describing word. Children who are not yet able to write words can dictate the sentence(s) to a parent or teacher.

Name _____

Write About It

Describe a Picture: *The Tortoise and the Hare*

Write a sentence about the picture you see. Use a noun, a verb, and a describing word in the sentence.



Teaching Tip: Help the child to write a sentence about the picture, using a noun, verb, and a describing word. Children who are not yet able to write words can dictate the sentence(s) to a parent or teacher.

Name _____

Write About It
Describe a Picture: *Street Beat*

Write a sentence about the picture you see. Use a describing word in the sentence.



Teaching Tip: Help the child to write a sentence about the picture, using a describing word. Children who are not yet able to write words can dictate the sentence(s) to a parent or teacher.

Name _____

Write About It
Powerful Weather

Write a sentence about the picture you see. Use a describing word in the sentence.



Teaching Tip: Help the child to write a sentence about the picture, using a describing word. Children who are not yet able to write can dictate the sentence(s) to a parent or teacher.

Name _____

Write About It
Ordinary Town

Write a sentence about the picture you see.
Use describing words in the sentence.



Teaching Tip: Help the child to write a sentence about the picture, using describing words. Children who are not yet able to write can dictate the sentence(s) to a parent or teacher.


Name _____

Write About It

Describe a Picture:
Mr. Wordsmith

Write a sentence about the picture you see.

Use a noun, a verb, and a describing word in the sentence.



Teaching Tip: Help the child to write a sentence about the picture, using a noun, verb, and a describing word. Children who are not yet able to write words can dictate the sentence(s) to a parent or teacher.