


ABCmouse.com®



Picture Pattern Math Worksheets

Name _____

Plenty of Patterns

Cut Out: **Pictures**

Level : Beginner

Cut out the pictures at the bottom of the page.
At the end of the row, glue the picture that comes next.











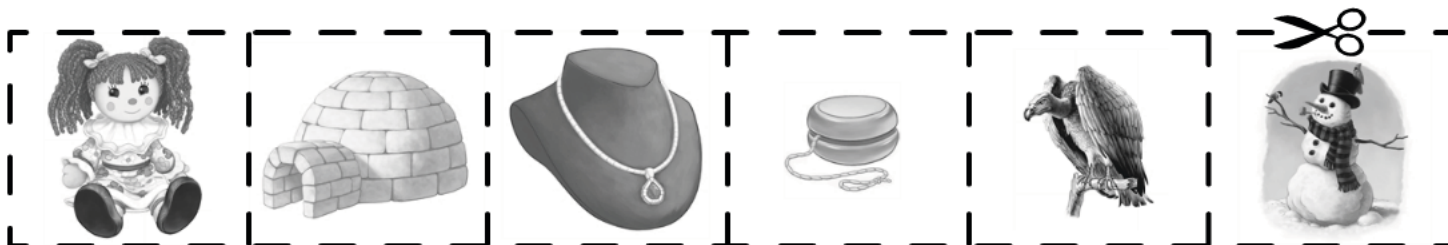
Name _____

Plenty of Patterns

Cut Out: **Pictures**

Level : Challenge

Cut out the pictures at the bottom of the page.
At the end of the row, glue the picture that comes next.



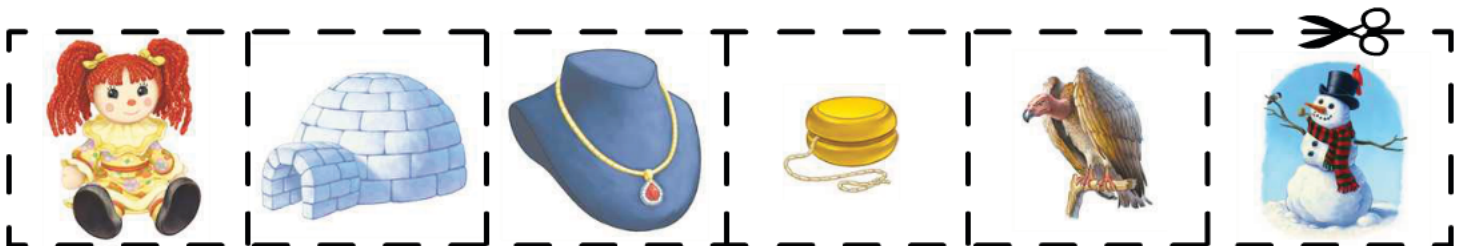
Name _____

Plenty of Patterns

Cut Out: **Pictures**

Level : Challenge

Cut out the pictures at the bottom of the page.
At the end of the row, glue the picture that comes next.























Name _____

Plenty of Patterns

Cut Out: **Pictures**

Level : Beginner

Cut out the pictures at the bottom of the page.
At the end of the row, glue the picture that comes next.

					_____
					_____
					_____
					_____





Name _____

Plenty of Patterns

Cut Out: **Pictures**

Level : Beginner

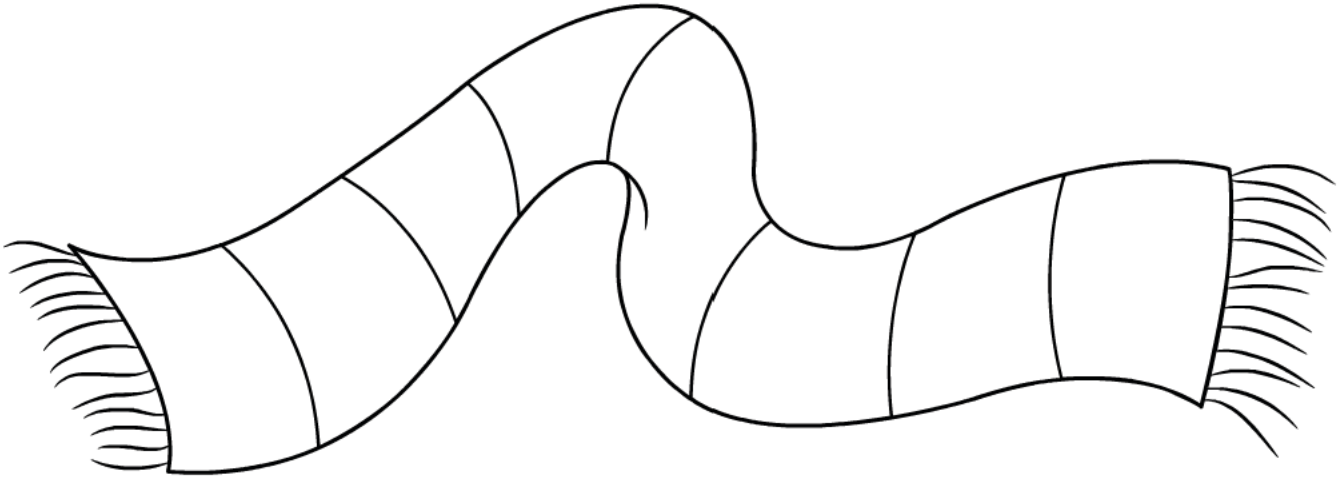
Cut out the pictures at the bottom of the page.
At the end of the row, glue the picture that comes next.



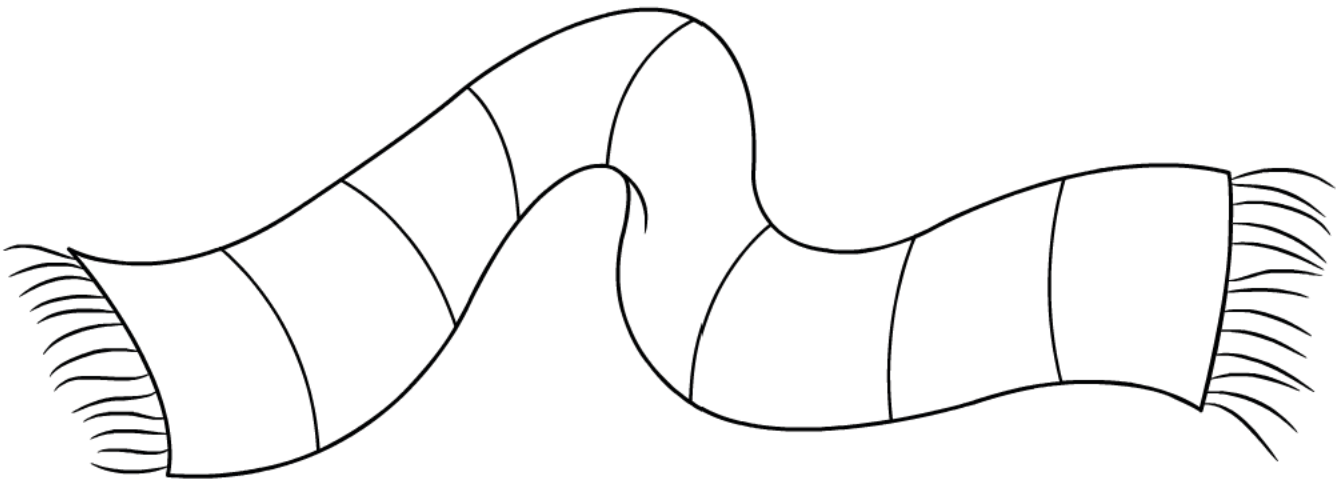
Name _____

Patterns
Scarves

Color the stripes on this scarf to make a pattern. Use this pattern: blue, yellow, yellow, green. Repeat the pattern to color the whole scarf.



Color the stripes on this scarf with your own pattern.



What is the pattern you used? _____



Name _____

Plenty of Patterns

Cut Out: **Pictures**

Level : Super Challenge

Cut out the pictures at the bottom of the page.
At the end of the row, glue the picture that comes next.



Name _____

Plenty of Patterns

Cut Out: **Pictures**

Level : Super Challenge

Cut out the pictures at the bottom of the page.
At the end of the row, glue the picture that comes next.









