

ABCmouse.com®




Reading Comprehension Worksheets for 1st Grade

Name _____

My Frog

I caught a frog,
As it hopped, hopped, hopped!
I caught a frog,
And for a second,
It stopped!
I held it, and
It croaked, croaked croaked!
Then into the water it leaped,
with a stroke, stroke, stroke!
Yes, I caught a frog,
That I could not keep.

Draw and color a picture to go with the poem.




Name _____

Coloring Page
Fun Poems: "Spring"

Draw and color a picture to go with the poem.

It's time to say goodbye to winter
And say hello to spring!
We look forward to the beauty
That the season spring will bring!

New baby birds tweet in their nests
Waiting to be fed
While flowers, trees, and bushes bloom
In pink, white, yellow, and red!




Teaching Tip: Read the poem aloud with the child. As you read the poem together, encourage him or her to visualize what the poet is describing.

Name _____

Sun Fun

Warm Sun!
Hot Sun!
Bright Sun!
Come, Sun!
We'll have fun, Sun!
We'll play, Sun!
We'll run, Sun!
So, come Sun!

Draw and color a picture to go with the poem.



Name _____

Coloring Page

Illustrate a Poem: "The Sunflower Queen"

Read the sight word poem. Draw and color a picture to go with the poem.

Sunflower Queen

My Aunt Sue is a gardener.
Her plants grow strong and tall.
Her flowers all grow very **fast**
And never end up small.

One **cold** fall day, I asked her how
She made her garden grow.
She **gave** me lots of good advice;
There was so much to know!

She also **gave** me something great:
A garden just for me!
Our garden beds were **side** by **side**,
Right by a big oak tree.



Name _____

Coloring Page

Illustrate a Poem: "Picnic in the Garden"

Complete the poem using the missing word parts. Then draw and color a picture about the poem.

nap- bas- gar- sis- -nic -ket

Picnic in the Garden

I had a pic_____ yesterday

With my big _____ter, Lu.

I packed a _____ket full of food

And forks and _____kins, too.

My sister brought a blan_____ that

We spread upon the ground

We ate out in the _____den

With pink flowers all around!

Answer Key picnic, sister, basket, napkins, blanket, garden




Name _____

Write and Color

Making Inferences: Austin and Scout

Read the sentence. Look at the picture. Answer the question. Then color the picture.




It hissed, and then slid away in the sand. Who hissed and slid away?

Name _____

Write About It
The Great Space Race

Look at the picture. Imagine yourself in space. Write a sentence about it.
Then color the picture.




Teaching Tip: You may wish to use this printable as an opportunity to teach the writing process. First, ask the student to write a draft of his or her response on a separate sheet of paper. Then have the student revise it, edit it, and write the final version on this printable.

Name _____

Think and Write
Making Predictions

1. Look at the story shown in the pictures.



Rosie and her dog Skip were playing fetch.



The ball landed in a puddle.



Skip jumped for the ball.

2. Write about what you think will happen next.

3. Draw a picture that shows what you think will happen next.


A large, empty rectangular box with rounded corners, intended for a child to draw a picture of what they think will happen next in the story.

Name _____

Write About It

A Trip Back in Time Stepped Reader

Look at the picture. Read the story. What do you think a blacksmith does? Write about it.



A blacksmith turned a piece of metal over a fire. The metal was so hot it turned orange. Then the man hammered the hot metal into a “u” shape.


Teaching Tip: You may wish to use this printable as an opportunity to teach the writing process. First, ask the student to write a draft of his or her response on a separate sheet of paper. Then have the student revise it, edit it, and write the final version on this printable.

Name _____

Coloring Page
Illustrate a Tongue Twister

Draw and color a picture to go with this tongue twister:

Chad chews chocolate chips in his chipped chair, but Chad's chewing got chocolate chunks on his chipped chair and his chin.



Teaching Tip: Read this tongue twister aloud with the child. As you read the tongue twister together, encourage him or her to visualize what the author is describing.