


ABCmouse.com®



Short Vowel Sounds Worksheets

Name _____

Alphabet Coloring

Letter a: anteater

a is for **a**nteater

Read the sentence or word at the top of the page, paying attention to the sound of the vowel. Practice saying the vowel sound as you color the picture.




Name _____

Alphabet Coloring

Letter e: elbow

e is for **e**lbow

Read the sentence or word at the top of the page, paying attention to the sound of the vowel. Practice saying the vowel sound as you color the picture.




Name _____

Alphabet Coloring

Letter o: ox

o is for ox

Read the sentence or word at the top of the page, paying attention to the sound of the vowel. Practice saying the vowel sound as you color the picture.



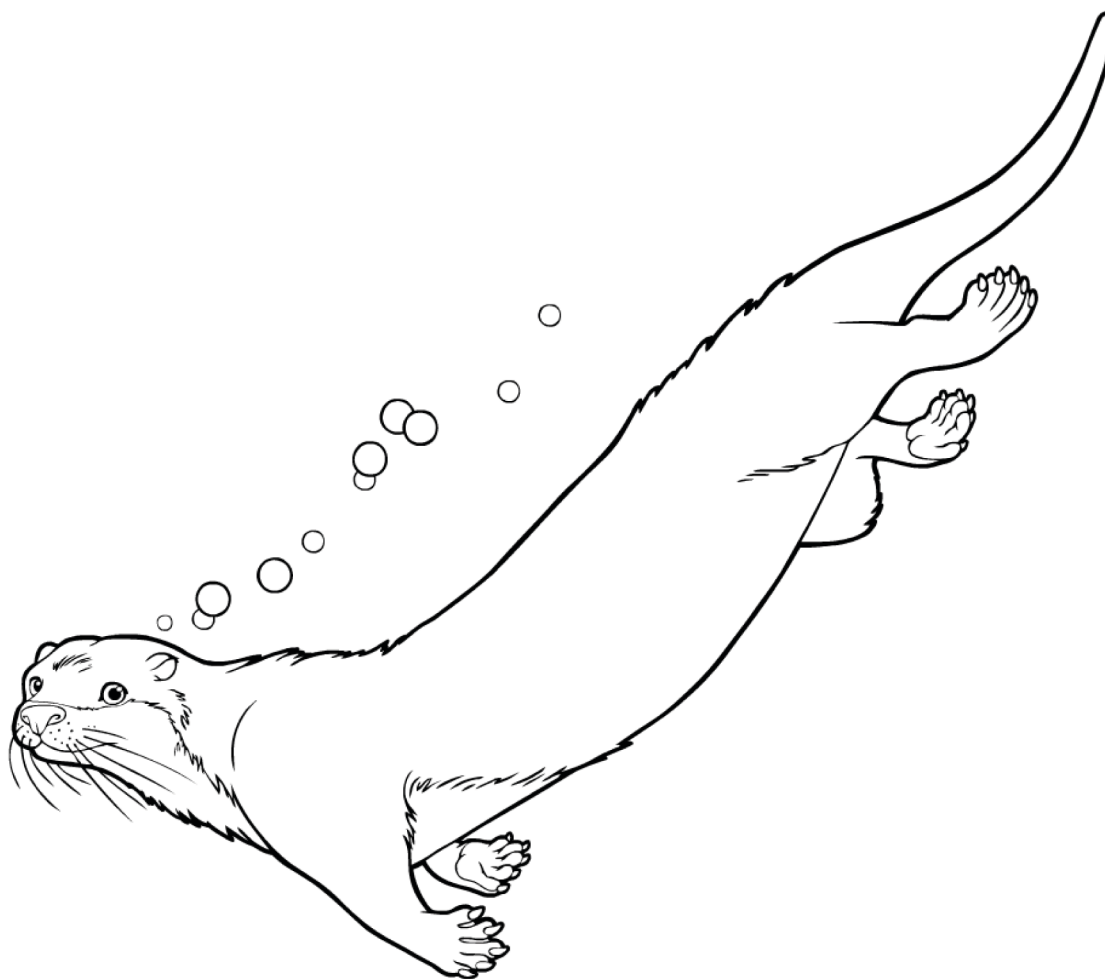
Name _____

Alphabet Coloring

Letter o: otter

o is for otter

Read the sentence or word at the top of the page, paying attention to the sound of the vowel. Practice saying the vowel sound as you color the picture.




Name _____

Alphabet Coloring Pages

O is for **o**lives.

Read the sentence or word at the top of the page, paying attention to the sound of the vowel. Practice saying the vowel sound as you color the picture.



Name _____

Alphabet Coloring

Letter I: invitation

I is for invitation.

Read the sentence or word at the top of the page, paying attention to the sound of the vowel. Practice saying the vowel sound as you color the picture.




Name _____

Alphabet Coloring

Letter u: under

u is for under

Read the sentence or word at the top of the page, paying attention to the sound of the vowel. Practice saying the vowel sound as you color the picture.




Name _____

Alphabet Coloring Pages

u is for underwear

Read the sentence or word at the top of the page, paying attention to the sound of the vowel. Practice saying the vowel sound as you color the picture.


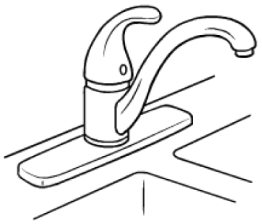





Name _____

Missing Letters

Vowel Sounds: aw

Look at each picture and say the word. Circle the two letters that stand for the vowel sound. Copy the letters. Trace the rest of the letters to write the word.

	au	all	str
	al	aw	
	au	all	f _ _ _ _ _ c _ _ _ _ _ t
	al	aw	
	au	all	ch _ _ _ _ _ k
	al	aw	
	au	all	w _ _ _ _ _ k
	al	aw	
	au	all	h _ _ _ _ _ k
	al	aw	

Name _____

Crosswords

Short Vowels

Look at each picture. Then choose a vowel (**a**, **e**, **i**, **o**, or **u**) to put in the middle so that the two words in the cross match the picture. Each vowel will be used only once. The first one has been done for you.

