



**ABCmouse.com**<sup>®</sup>





# Kindergarten Addition Worksheets


Name \_\_\_\_\_


Write the answer in the square.

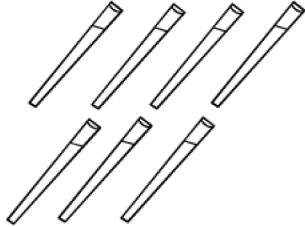
$$\begin{array}{r} 2 \\ +4 \\ \hline \end{array}$$





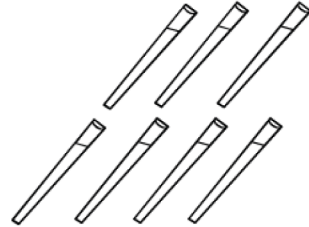
$$\begin{array}{r} 4 \\ +2 \\ \hline \end{array}$$





$$\begin{array}{r} 4 \\ +3 \\ \hline \end{array}$$






$$\begin{array}{r} 3 \\ +4 \\ \hline \end{array}$$




$$\begin{array}{r} 2 \\ +3 \\ \hline \end{array}$$














$$\begin{array}{r} 3 \\ +2 \\ \hline \end{array}$$




Name \_\_\_\_\_

Math  
Addition: 1 - 9

Count the number of fish in each group. Write how many fish there are all together. The first one has been done for you.












$$5 + 3 = \underline{8}$$

$$4 + 4 = \underline{\quad}$$

$$2 + 3 = \underline{\quad}$$

$$2 + 5 = \underline{\quad}$$

$$8 + 1 = \underline{\quad}$$

Name \_\_\_\_\_

Cut out the squares at the bottom of the page. Choose two numbers that add up to 10. Glue those numbers into the blank squares for each problem.

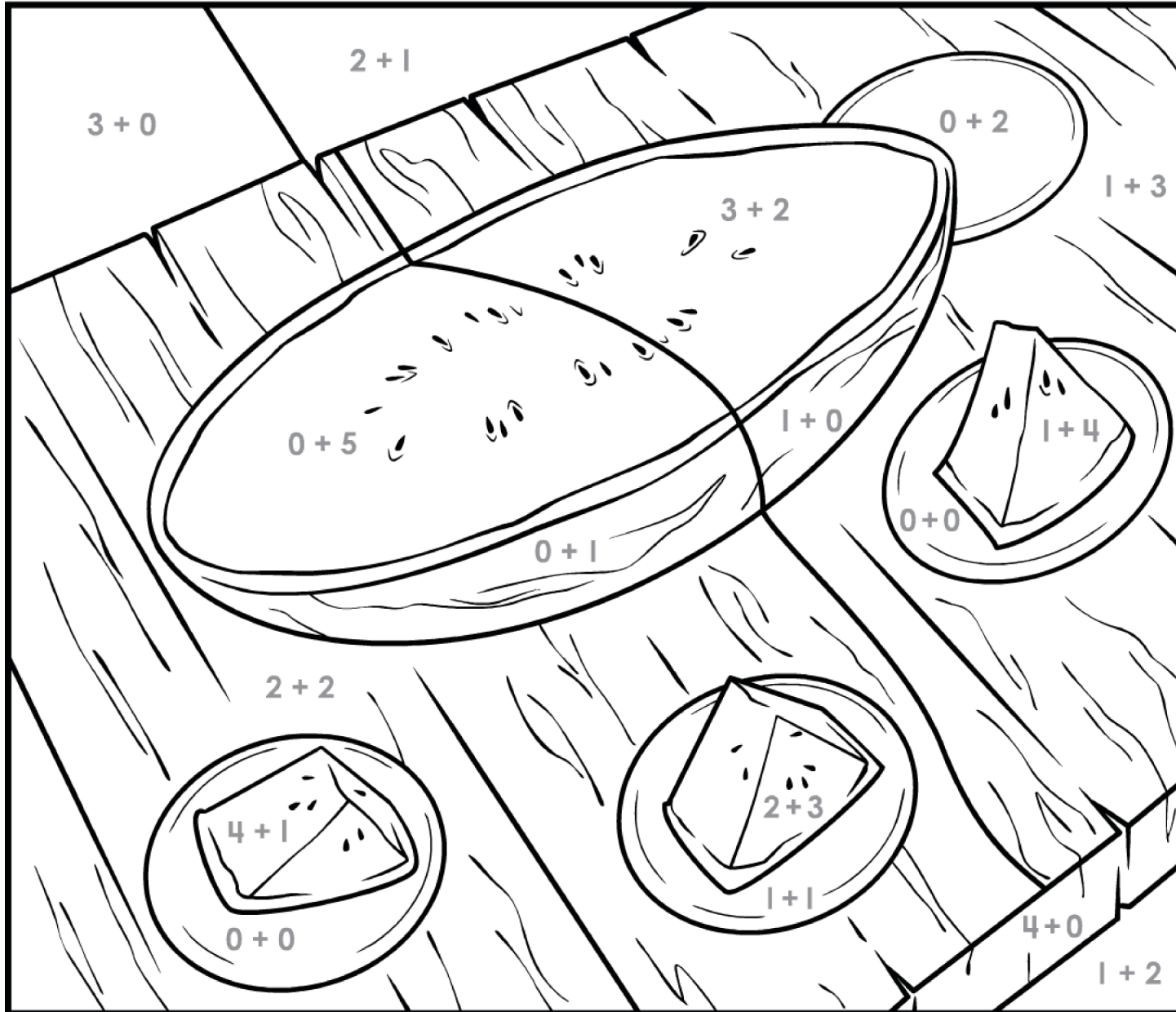
<input type="text"/>	+	<input type="text"/>	=	10
<input type="text"/>	+	<input type="text"/>	=	10
<input type="text"/>	+	<input type="text"/>	=	10
<input type="text"/>	+	<input type="text"/>	=	10
<input type="text"/>	+	<input type="text"/>	=	10



 <b>5</b>	 <b>4</b>	 <b>5</b>	 <b>7</b>	 <b>2</b>
 <b>8</b>	 <b>3</b>	 <b>6</b>	 <b>1</b>	 <b>9</b>

Name \_\_\_\_\_

**Paint-by-Addition**  
Addition 0 – 5: watermelon  
Beginner Level




**Color Key**

- 0: yellow
- 1: light green
- 2: orange
- 3: light gray
- 4: light brown
- 5: red

Name \_\_\_\_\_

**Paint-by-Addition**  
Addition 0 – 5: watermelon  
Challenge Level




**Color Key**

- 0:** yellow
- 1:** light green
- 2:** orange
- 3:** light gray
- 4:** light brown
- 5:** red

Name \_\_\_\_\_

## Paint-by-Addition

Addition 0 – 5: watermelon  
Super Challenge Level

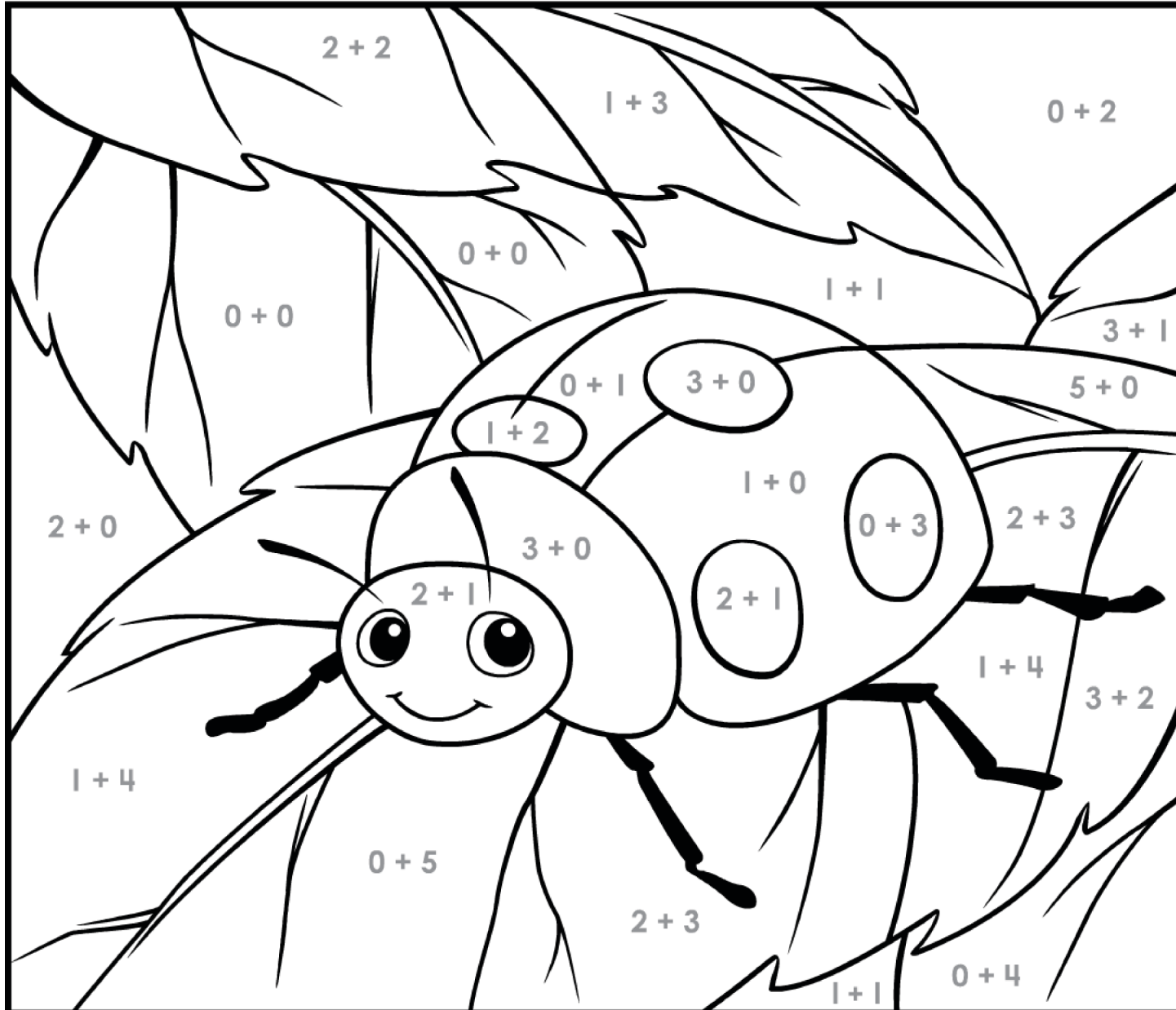


### Color Key

- 0: yellow
- 1: light green
- 2: orange
- 3: light gray
- 4: light brown
- 5: red

Name \_\_\_\_\_

**Paint-by-Addition**  
Addition 0 – 5: ladybug  
Beginner Level




**Color Key**

- 0:** dark green
- 1:** red
- 2:** light blue
- 3:** black
- 4:** light green
- 5:** green



Name \_\_\_\_\_

**Paint-by-Addition**  
Addition 0 – 5: ladybug  
Challenge Level




**Color Key**

- 0:** dark green
- 1:** red
- 2:** light blue
- 3:** black
- 4:** light green
- 5:** green

Name \_\_\_\_\_

**Paint-by-Addition**  
Addition 0 – 5: ladybug  
*Super Challenge Level*




**Color Key**

- 0:** dark green
- 1:** red
- 2:** light blue
- 3:** black
- 4:** light green
- 5:** green

Name \_\_\_\_\_

## Paint-by-Addition

Addition 0 – 10: garden  
Beginner Level




### Color Key

- 0:** light yellow
- 1:** green
- 2:** light green
- 3:** tan
- 4:** beige
- 5:** yellow
- 6:** lavender
- 7:** purple
- 8:** dark pink
- 9:** light pink
- 10:** light blue

Name \_\_\_\_\_

## Paint-by-Addition

Addition 0 – 10: garden  
Challenge Level




### Color Key

- 0:** light yellow
- 1:** green
- 2:** light green
- 3:** tan
- 4:** beige
- 5:** yellow
- 6:** lavender
- 7:** purple
- 8:** dark pink
- 9:** light pink
- 10:** light blue

Name \_\_\_\_\_

## Paint-by-Addition

Addition 0 – 10: garden  
Super Challenge Level



### Color Key

- 0: light yellow
- 1: green
- 2: light green
- 3: tan
- 4: beige
- 5: yellow
- 6: lavender
- 7: purple
- 8: dark pink
- 9: light pink
- 10: light blue

Name \_\_\_\_\_

## Paint-By-Addition

Addition 0 – 10: chicken  
Beginner Level



### Color Key

- 0: light yellow
- 1: red
- 2: yellow
- 3: dark green
- 4: orange
- 5: dark brown
- 6: tan
- 7: light brown
- 8: light green
- 9: beige
- 10: brown

Name \_\_\_\_\_

**Paint-By-Addition**  
Addition 0 – 10: chicken  
Challenge Level



**Color Key**

- 0: light yellow
- 1: red
- 2: yellow
- 3: dark green
- 4: orange
- 5: dark brown
- 6: tan
- 7: light brown
- 8: light green
- 9: beige
- 10: brown

Name \_\_\_\_\_

## Paint-By-Addition

Addition 0 – 10: chicken  
Super Challenge Level



### Color Key

- 0: light yellow
- 1: red
- 2: yellow
- 3: dark green
- 4: orange
- 5: dark brown
- 6: tan
- 7: light brown
- 8: light green
- 9: beige
- 10: brown




Name \_\_\_\_\_

**Draw It**

Word Problem: scout badges

Challenge Worksheet: Have an adult help you read the story problem. Draw a picture to show what happened in the story, and write how many badges there were all together.



Norman earned 4 badges last week, and 5 more badges this week.  
How many badges did he earn altogether?

Number Sentence: \_\_\_\_\_


Answer: \_\_\_\_\_

Name \_\_\_\_\_

**Math**

Addition: pizza

Challenge Worksheet: Have an adult help you read these instructions. Finish making the pizza. Draw pepperoni, mushrooms, and olives onto the pizza so there are a total of 10 pieces. Write the numbers in the blanks at the bottom for how many pieces of each topping you used. Then color in the picture.



\_\_\_\_\_ + \_\_\_\_\_ + \_\_\_\_\_ = 10

----- + + -----

\_\_\_\_\_

