



ABCmouse.com®



Thanksgiving Reading and Math Worksheets

Name _____

18 Acorns and Leaves



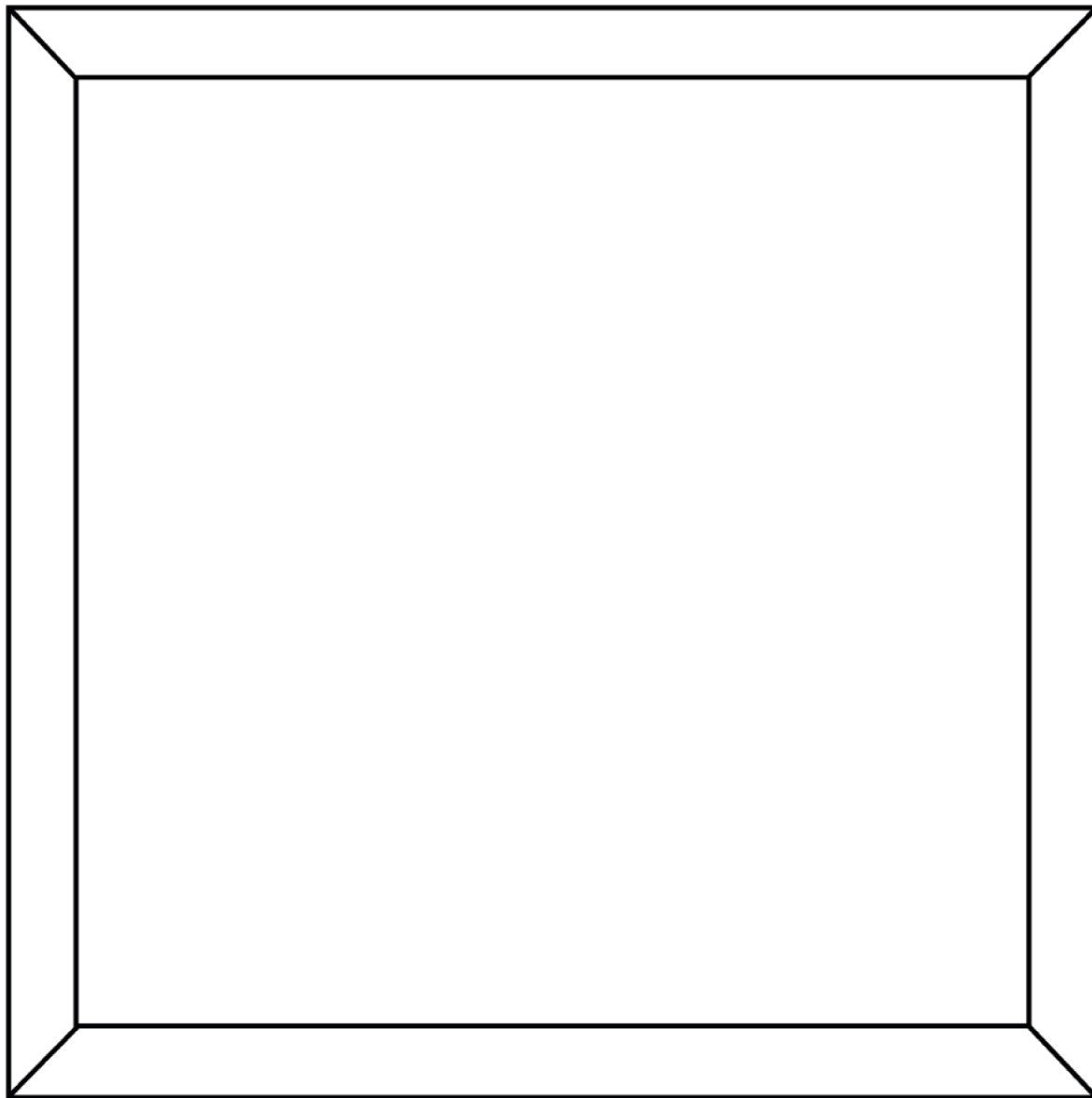
Name _____

An Autumn Greeting

"Come," said the Wind
to the Leaves one day.
"Come over the meadow
and we will play.
Put on your dresses of
red and gold.
For summer is gone and
the days grow cold."

—Anonymous

Draw and color a picture to go with the poem.




Name _____

Draw and color a picture to go with the poem.

Fall is the season between summer and winter
When leaves turn orange, yellow, and brown!
The weather gets cooler, and chilly winds blow,
And leaves swirl as they're tumbling down!

Fall is the time farmers harvest their crops.
In their fields they start early each morn,
Picking pumpkins and carrots and butternut squash,
Juicy apples, sweet potatoes, and corn!



Teaching Tip: Read the poem aloud with the child. As you read the poem together, encourage him or her to visualize what the poet is describing.

Name _____

Coloring Page


Illustrate a Poem: "Sweater Weather"

Read the poem out loud. Circle words that end with —ve. Underline words that end with —ze. Draw a picture to go with the poem.

Sweater Weather

My grandma grabs on to my sleeve
Just as I'm about to leave.
She says, "Eve, wear this sweater, please.
It's cold outside, you're going to freeze!"

Through the sweater I squeeze my head.
It's super soft and really red.
The sweater hangs down to my knees,
But keeps me warm out in the breeze!



Name _____


Sentence Writing

Nouns and Describing Words:

Thanksgiving

Use one noun and one describing word from the word bank to finish each sentence. You can make silly sentences, if you want to. You do not have to use all the words in the word bank.

Nouns		Describing Words		
turkey	corn	yellow	tasty	sweet
salad	pie	green	fluffy	sleepy



The _____ is _____ .
noun describing word

The _____ is _____ .
noun describing word

The _____ is _____ .
noun describing word

The _____ is _____ .
noun describing word

abcmouse.com/printables

Name _____

Write About It

Describe a Picture: *A Lot of Acorns*

Write a sentence about the picture you see.



Teaching Tip: You may wish to use this printable as an opportunity to teach the writing process. First, ask the student to write a draft of his or her response on a separate sheet of paper. Then have the student revise it, edit it, and write the final version on this printable.

abcmouse.com/printables

Name _____

Write About It

Describe a Picture: *Emma's Pretty Acorn*
Stepped Reader

Write a sentence about the picture you see.



Teaching Tip: Help the child to write a sentence about the picture. Children who are not yet able to write sentences can dictate sentence(s) to a parent or teacher.

Name _____

Write About It

Describe a Picture: *Fall Fair Fun*
Stepped Reader

Write a sentence about the picture you see.



Teaching Tip: You may wish to use this printable as an opportunity to teach the writing process. First, ask the student to write a draft of his or her response on a separate sheet of paper. Then have the student revise it, edit it, and write the final version on this printable.

abcmouse.com/printables